

Prowadnice do MITSUBISHI



WM101-1



WM101-2



WM102



WM103



WM104



WM106



WM107



WM108



WM109



WM110



WM111



WM112



WM113



WM114



WM117



WM120



WM122



WM124



WM125



WM126

Model	Size (mm)	Description	Position	Machine Model	Original P/No.	
WM101-1-08 WM101-1-10 WM101-1-12	0.205 0.255 0.305	Wire Guide	Upper & Lower	New SU, DWC-N, F (Manual)	X053C082G51 X053C082G56 X053C082G65	
WM101-2-08 WM101-2-10 WM101-2-12	0.205 0.255 0.305	Wire Guide	Upper & Lower	DWC-F1, G (Manual)	X052B040G64 X052B040G65 X052B040G66	
WM102-08 WM102-10 WM102-12	0.21 0.26 0.31	Wire Guide	Lower	DWC-F, F1, G, H, H' (SK2/AF)	X053C188G54 X053C188G55 X053C188G56	
WM103-04 WM103-06 WM103-08 WM103-10 WM103-12	0.105 0.155 0.205 0.255 0.305	Wire Guide	Upper & Lower	DWC-HA, H, H', H1, HA, C (Manual)	X052B054G51 X052B054G52 X052B054G53 X052B054G54 X052B054G55	24.10.005-030(NVT)
WM104-08 WM104-10 WM104-12	0.21 0.26 0.31	Wire Guide	Lower	DWC-H, H', H1 (SK3/AF)	X052B092G54 X052B092G55 X052B092G56	24.10.185-95(NVT)
WM106-08 WM106-10 WM106-12	0.205 0.255 0.305	Wire Guide	Upper	DWC-H, H', G (SK1, SK2, SK3/AF)	X052B102G53 X052B102G54 X052B102G55	24.10.3-(NVT)
WM107-04 WM107-06 WM107-08 WM107-10 WM107-12	0.105 0.155 0.205 0.255 0.305	Wire Guide	Upper	DWC-H, HA, SA, SB, SZ, AF-1 (SK/AF) -ceramic on coolant hole-	X052B240G50 X052B240G51 X052B240G52 (X052B123G53) X052B240G53 (X052B123G54) X052B240G54 (X052B123G56) 24.10.5-(NVT)	
WM108	0.4 ϕ , L=11	Set Screw	Upper	DWC-N, F, F1, G (Manual/AF)	X054D162G54	
WM109	0.4 ϕ	Die Guide A	Upper	DWC-G, F, F1, H, H' (SK1, SK2, SK3/AF)	X054D171G54	
WM110-04 WM110-06	0.4 0.6	Eccentric Die	Upper	DWC-F, F1, G (SK1/AF)	X053C136G52 X053C136G54	
WM111		Die Holder	Upper & Lower	DWC-G, H, H', H1, C, SA, SB, SZ (SK3/AF, AF1; Manual)	X053C245H02	24.50.025(NVT)
WM112		Center Die	Upper	DWC-G, H, H' (SK1, SK2, SK3/AF)	X053C229G51	
WM113	0.4 ϕ , L=2.5	Set Screw	Lower	DWC-H1, HA, SA, SB, SZ (AF1)	X053C628G51	
WM114	0.4	Set Screw	Upper & Lower	DWC-H, H', H1, HA, SA, SB, SZ, C (Manual) -ceramic-	X053C241G52	24.50.040(NVT)
WM117-04 WM117-06 WM117-08 WM117-10 WM117-12	0.105 0.155 0.205 0.255 0.305	Wire Guide	Lower	DWC-H1, HA, C, CR, SA, SB, SZ, (AF1) -ceramic on coolant hole-	X052B241G51 X052B241G52 X052B241G53 (X052B176G53) X052B241G54 (X052B176G54) X052B241G55 (X052B176G55) 24.10.4-(NVT)	
WM120	0.4	Set Screw	Upper	DWC-H1, HA, SB, SZ (AF1) -inner side ceramic-	X053C524G51	24.50.015(NVT)
WM122-08 WM122-10 WM122-12	0.21 0.26 0.31	Wire Guide	Upper & Lower	DWC-70, 90, 110, 200 (Old machine, Manual/AF)	X053C012G54 X053C012G56 X053C012G57	
WM124-08 WM124-10 WM124-12	0.21 0.26 0.31	Wire Guide	Lower	New SU, DWC-F (SK1/AF)	X053C104G54 X053C104G55 X053C104G56	
WM125	0.4	Sub Guide	Upper	DWC-F, F1, G, H (SK1, SK2, SK3/AF)	X053C153G55	
WM126-035 WM126-04	0.35 0.4	Die Guide B	Upper	DWC-H1, HA, SA, SB, SZ (AF1)	X053C508G51 X053C508G_ _	
WM129C-05 WM129C-10 WM129C-15	0.5 1 1.5	Jet Nozzle	Upper	DWC-HA, SA, SB, SZ, SX, CX, FX, QA, RA, FA, P (AF2, AF3, AT) -ceramic-	X054D826H06 X054D826H08 X058D054H02 24.65.12-(NVT)	

Prowadnice do MITSUBISHI



WM129C

WM130C

Model	Size (mm)	Description	Position	Machine Model	Original P/No.
WM130C-05 WM130C-10 WM130C-15	0.5 1 1.5	Jet Nozzle	Upper	DWC-H1, HA, SA, SB, SZ (AF1) -ceramic-	S684D898P14 S684D823P14 S684D898P61
WM131		Die Holder	Upper	DWC-H1, HA, SA, SB, SZ (AF1)	X177B558H02
WM132-04 WM132-06 WM132-08 WM132-10 WM132-12	0.105 0.155 0.205 0.255 0.31	Wire Guide	Upper	DWC-HA, SA, SB, SX, SZ, CX, FX, QA, RA, FA (AF2, AF3)	X053C834G51 X053C834G52 X053C834G53 X053C834G54 X053C834G56 24.10.526-532(NVT)
WM132-08-1 WM132-10-1 WM132-12-1	0.21 0.26 0.31	Wire Guide	Upper	DWC-RA, FA (AT)	X056C833G51 X056C833G52 X053C833G53 24.10.526-532(NVT)
WM133-04 WM133-06 WM133-08 WM133-10 WM133-12	0.105 0.155 0.205 0.255 0.31	Wire Guide	Lower	DWC-HA, SA, SB, SX, SZ, CX, FX, QA, RA, FA (AF2, AF3)	X056C426G51 X052B243G62 X052B243G63 X052B243G64 X052B243G65 24.10.547-553(NVT)
WM133-08-1 WM133-10-1 WM133-12-1	0.21 0.26 0.31	Wire Guide	Lower	DWC-RA, FA (AT)	X052B387G51 X052B387G52 X052B387G53 24.10.547-553(NVT)
WM134		Ring	Lower	DWC-HA, SA, SB, SZ, CX, FX, SX, QA (AF2, AF3)	X204D293H02



WM131

WM132



WM133

WM134

Kontakt elektryczny do MITSUBISHI



WM001

WM002

Model	Size (mm)	Description	Position	Machine Model	Original P/No.
WM001	7x22x0.7	Power Feed Contact	Upper & Lower	DWC-G, H, N,C, CR, CS, F, F1, G, H, H', H1, HA, SB, SZ (Manual)	X054D125H03
WM001S	7x22x0.7	Power Feed Contact	Upper & Lower	Upgraded WM001	X054D125H03
WM002-1	7x22, ID:1.0	Power Feed Contact	Upper	DWC-HA, SB, SZ (AF1)	X054D476H02 23.06.830(NVT)
WM002	7x22	Power Feed Contact	Lower	DWC-F, G, H, HA, SA, SB, SZ (SK/AF, AF1) -auto connection-	X054D129H04 23.06.805(NVT)
WM002S	7x22	Power Feed Contact	Lower	Upgraded WM002	X054D129H04 23.06.805(NVT)
WM003	2.9x16	Power Feed Contact	Upper	DWC-F, F1, G, H (SK/AF) Upper-A for auto connec- tion	X054D199H01
WM004	2.9x16	Power Feed Contact	Upper	DWC-F, F1, G, H (SK/AF) Upper-B for auto connec- tion	X054D216H01
WM005	2.5x3x27.5	Power Feed Contact	Upper	DWC-G, H, H', H1, HA, SA, SB, SZ (SK/AF, AF1) auto connection (standard)	X054D345H01 23.06.80-(NVT)
WM005G	2.5x3x27.5	Power Feed Contact	Upper	DWC-G, H, H', H1, HA, SA, SB, SZ (SK/AF, AF1) auto connection (tin coated: for good current flow rate)	X054D345H01 23.06.80-(NVT)
WM005L	2.5x3x27.5	Power Feed Contact	Upper	DWC-G, H, H', H1, HA, SA, SB, SZ (SK/AF, AF1) auto connection (long straight)	X054D345H01 23.06.80-(NVT)
WM006	16x9x7	Power Feed Contact	Lower	DWC70, 75, 80, 90, 100, 110, 200 N (Manual)	X054D024H01
WM007	16x17x7	Power Feed Contact	Upper	DWC70, 75, 80, 90, 100, 110, 200 N (Manual)	X054D020H01
WM008	10x6x8	Power Feed Contact	Upper & Lower	DWC-H1, HA (Manual, for thin wire)	X054D186H02
WM009	24.5x20	Power Feed Contact	Upper & Lower	DWC-HA. SA. SB. SZ. SX. CX. FX. QA. RA. FA (AF2, AF3, AT)	X056C075H04
WM009G	24.5x20	Power Feed Contact	Upper & Lower	DWC-HA. SA. SB. SZ. SX. CX. FX. QA. RA. FA (AF2, AF3, AT) -tin coated: for good curent flow rate-	X056C075H04



WM003

WM004

WM005
WMT005WM005
WMT005

WM009

WM008

Dysze płuczace do MITSUBISHI



WM200



WM201-1



WM201-2



WM202A



WM202B



WM205SET



WM207



WM208



WM209



WM210



WM2101



WM2102



WM211



WM212



WM203



WM215



WM216



WM217



WM204



WM2103

Model	Size (mm)	Description	Position	Machine Model	Original P/No.	
WM200	4.5ø	Water Nozzle	Lower	DWC-H. H'. H1. HA. C (Manual/AF)	X183C443H01	
WM201-1	6ø	Water Nozzle	Upper	N	X179D875H02	
WM201-2	5ø	Water Nozzle	Lower	N	X179D490H02	
WM202A-4 WM202A-8	4.5ø 8ø	Water Nozzle	Upper	DWC-G. H. H'. C. H1. HA -with groove-	X183C439H01 X183C439H03 24.65.015(NVT)	
WM202B	4ø	Water Nozzle	Upper	DWC-G. H. H'. C. H1. HA (Manual/AF)	X183C439H01 24.65.015(NVT)	
WM203	4ø 6ø 8ø	Water Nozzle	Upper	DWC-G. H. H'. C. CA. H1. HA (Manual/AF)	X183C439H01 X183C439H02 X183C439H03	
WM204	8ø	Water Nozzle	Upper	DWC-H. H'. C. H1. HA (Manual/AF) -plastic for G, H Series-	X183C439H03	
WM205SET	L=10, 20, 30, 50	Water Nozzle	Upper	(Set) DWC-G. H. H'. C. H1. HA -long nozzle-		
WM207	4ø	Water Nozzle	Lower	DWC-F1. G. H. H1. HA. C (Manual) -ditch acrylic-	X053C491H01	
WM207-1	4ø	Water Nozzle	Lower	DWC-F1. G. H. H1. HA. C (Manual) -ditch brass-	X053C491H01	
WM2102-4 WM2102-6	4ø 6ø	Water Nozzle	Lower	DWC-F1. G. H. H1. HA. C (Manual) -ceramic-	X054D209H11 X054D209H12	
WM208	4ø 6ø 8ø	Water Nozzle	Lower	DWC-F1. G. H. H' (Manual/SK1, SK2, SK3/AF)	X054D209H11 X054D209H12 X054D209H13	
WM209	8ø	Water Nozzle	Lower	DWC-F1. G. H. H'. H1. HA.C (Manual/AF)	X053C491H03	
WM210-4 WM210-8	4ø 8ø	Water Nozzle	Lower	DWC-H1. HA. SA. SB. SZ (AF1) -cut acrylic-	24.65.00-10-(NVT)	
WM210-1-4 WM210-1-8	4ø 8ø	Water Nozzle	Lower	DWC-H1. HA. SA. SB. SZ (AF1) -cut brass-	24.65.00-10-(NVT)	
WM2101-4 WM2101-8	4ø 8ø	Water Nozzle	Lower	DWC-H1. HA. SA. SB. SZ (AF1) -cut ceramic-	X053C621H01 X053C621H03 24.65.105(NVT)	
WM211-4 WM211-6 WM211-8	4ø, L=8 8ø, L=8	Water Nozzle	Upper	DWC-H1. HA. SA. SB. SZ (AF1)	X183C378H01 X183C378H02 X183C378H03 24.65.001(NVT)	
WM212-4 WM212-8	4ø 8ø	Water Nozzle	Lower	DWC-HA. SA. SB. SZ. CX. SX. FX. QA. RA. FA (AF2, AF3, AT) -acrylic-	24.65.008(NVT)	
WM212-1-4 WM212-1-8	4ø 8ø	Water Nozzle	Lower	DWC-HA. SA. SB. SZ. CX. SX. FX. QA. RA. FA (AF2, AF3, AT) -brass-	24.65.008(NVT)	
WM2103-4 WM2103-8	4ø 8ø	Water Nozzle	Lower	DWC-HA. SA. SB. SZ. SX. CX. FX. QA. RA. FA (AF2, AF3, AT) -ceramic-	X054D881H03 X054D881H04 24.65.108(NVT)	
WM215-4 WM215-8	4ø 8ø	Water Nozzle	Upper	DWC-HA. SA. SB. SZ. SX. CX. FX30. FX-K, QA, RA, FA (AF2, AF3, AT)	X186C793H01 X186C793H02 24.65.010(NVT) X186C793H03	
WM215-10						
WM216	OD: 65ø ID: 15.5ø	Nozzle Holder	Upper	DWC-HA. SA. SB. SZ. SX. CX (AF2, AF3, AT)	X182B458H02	
WM217-4 WM217-6 WM217-8	4ø 6ø 8ø	Water Nozzle	Upper	FX10. FX20 (AF3)	X196C45AH01 X196C45AH02 X196C45AH03	

Czesci rozne do MITSUBISHI




Model	Size (mm)	Description	Position	Machine Model	Original P/No.
WM301		Isolator Plate	Upper	DWC-F1. G. H. H'. H1. HA. C (Manual) -taper cut-	X053C162H01 24.50.104(NVT)
WM302		Isolator Plate	Upper	DWC-F1. G. H. H' (Manual)	X054D185G51
WM303		Isolator Plate	Lower	DWC-F1. G. H. H' (SK1/AF)	X053C228G52
WM304		Isolator Plate	Lower	DWC-SA. SB. SZ (AF1/AF2)	X053B166G51
WM305		Isolator Plate	Lower	DWC-110H1, 200H1, 110HA, 200HA (Manual/AF)	X053C443H01 24.50.102(NVT)
WM306		Isolator Plate	Lower	DWC-90H1, 90HA. 90C (Manual/AF)	X053C314H01 24.50.100(NVT)
WM307		Isolator Plate	Lower	CX. SX (AF2, AF3)	X056C110G51
WM308		Isolator Plate	Lower	FX10 (Manual/AF)	X056C273G51
WM309		Isolator Plate	Lower	FX20. FX30 (Manual/AF)	X056C356G51
WM310		Isolator Plate	Lower	FA10 (AT)	X056C968G51
WM400		Aspirator	Lower	DWC-H1. HA. C. SA. SB. SZ (AF1, AF2/Manual) -brass-	X198D838H01
WM400-1		Rectifier Ring	Lower	DWC-H'. H1. HA. SZ. C. SB. SA. SX. CX. FX. QA. RA. FA (AF1, AF2, SK3, AT, Manual)	X194D998H02
WM401C	18x57	Pinch Roller	Feed Section	DWC-F. F1. G. H. H' (SK1, SK2) CX: beginning period (AF3) -ceramic-	X054D257G51 X058D078G51
WM402C	18x57	Capstan Roller	Feed Section	DWC-F. F1. G. H. H' (SK1, SK2) CX: beginning period (AF3) -ceramic-	X054D256G51 X058D077G51
WM403C	25x57	Pinch Roller	Feed Section	DWC-H'. H1. HA. SZ. C. SB. SA (SK3/AF1, AF2) (Ceramic)	X054D413G51
WM404C	25x57	Capstan Roller	Feed Section	DWC-H'. H1. HA. SZ. C. SB. SA (SK3/AF1, AF2) -ceramic-	X054D412G51
WM405C	32x57	Pinch Roller	Feed Section	DWC-H1. C. HA. SA. SB. SZ. SX (Manual/AF) Gear Type -ceramic-	X053C779G51
WM406C	32x57	Capstan Roller	Feed Section	DWC-H1. C. HA. SA. SB. SZ. SX (Manual/AF) Gear Type -ceramic-	X053C778G51
WM407C	18x57	Pinch Roller	Feed Section	FX (Manual/AF) -ceramic-	X058D340G51
WM408C	18x57	Capstan Roller	Feed Section	FX. QA (Manual/AF) -ceramic-	X058D339G51
WM409C	25x57	Pinch Roller	Feed Section	FA (AT) -ceramic-	X055C008G51
WM410C	25x57	Capstan Roller	Feed Section	FA (AT) -ceramic-	X055C009G51
WM420		Gear	Feed Section	DWC-C, H1, HA, SA, SB, SZ, SX, FX, RA, FA (AF1, AF2, AF3, AT) -for WM405C & WM406C-	X058D501H01
WM420-1		Gear	Feed Section	for WM407C & WM408C	X054D744H02
WM421C		Roller	Lower	FX. QA. RA. FA (AF3, AT) -ceramic-	X203C607H03
WM422 (see WM608V)					
WM423		Aspirator	Lower	DWC-HA. SA. SB. SZ. SX. CX. FX. QA. RA. FA (AF2, AF3, AT)	X053C920G51A (X053C829G54)
WM425		Urethane Roller	Upper	RA, FA (AT)	X058D912G51
WM445	60ø	Water Cover	Upper	DWC-H. H'. C. H1. HA. SA. SB. SZ (for WM202, WM211)	X199D297H02
WM451		Cap Screw	Upper & Lower	DWC-N. F. F1. G. H. H'. H1. C. HA (Manual) -for power supply block-	X179D323H02
WM452		Die Block	Upper	DWC-F1. G. H. H'. H1. C. HA (Manual) -including WM451 and connector-	X176C706H02
WM452-1		Die Block	Upper	DWC-F1. G. H. H'. H1. C. HA, CR, CA (Manual)	X176C706H02

Czesci rozne do MITSUBISHI



Model	Size (mm)	Description	Position	Machine Model	Original P/No.	
WM453		Die Block	Lower			
WM453-1		Die Block	Lower	DWC-F1. G. H. H' (Manual/AF)	X176C610H01	
WM453-2		Stopper	Lower	DWC-G.H (Manual/AF)	X184D271H06	
WM453-3		Die Block	Lower	DWC-G. H (Manual/AF) -for arm parts-		
WM454		Die Block	Lower	DWC-H1. HA (Manual/AF)	X177B046H03	
WM455		Pulley B	Lower	DWC-F. F1. G. H. H' (Manual) -including shaft, brass cover, bearing and screw-	X602B845G51	
WM456		Roller	Lower	DWC-H1. HA. SA. SB. SZ. SX. CX (Manual/AF) -with retaining ring-	X183C442H01 24.10.800(NVT)+ S922N040P07	
WM457	7ø	Bearing		DWC-H1. HA. SA. SB. SZ. SX. C.X (Manual/AF) -for WM456 R-1970-	S859N319P33	
WM458	8ø	Bearing		DWC-F. F1. G. H. H'. H1. HA. C. SA. SB. SZ. SX. CX. QA. FA. RA (Manual/AF) -for WM401C, WM403C, WM405C, WM407C R-1980-	S859N319P31	
WM459		Die Block	Lower	DWC-90C (Manual)	X177B713H02	\$1,130.00
WM459-1		Plastic Cover	Lower	DWC-H1. HA (AF1)	X198D777H01	
WM459-2		Fixing Plate	Lower	DWC-H1. HA (Manual/AF)		
WM459-3		Cover	Lower	DWC-H1. HA (Manual/AF)	X198D776H01	
WM459-4		Wave Washer	Lower	DWC-H1. HA. SA. SB. SZ. SX. CX (Manual/AF) -for WM456-	S913N313P11	
WM459-5		Spacer	Lower	DWC-H1. HA. SA. SB. SZ. SX. CX (Manual/AF) -for WM456-	X194D873H01	
WM459-6		Retaining Ring		DWC-H1, HA, SA, SB, SZ, SX, CX (Manual/AF) -for WM456-	S922N040P07	
WM460		Clamping		(Manual/AF) -for WM454- -stainless-	X189D690H04	
WM470		Power Feed Holder	Lower	DWC-HA. SA. SB. SZ. CX. FX. RA. FA (AF2, AF3, AT) -for WM009-	X209D212H01	
WM470-1		Power Feed Holder	Upper	DWC-HA, SZ, SB, SA, SX, CX (AF2, AF3)	X208D405H01	
WM501		Cutter Unit	Cutter	CX: end period. FX (AF3)	X056C326G51	
WM501-1		Fixed Plate	Cutter	CX: end period. FX (AF3)	X058D376H01	
WM501-2		Aspirator	Cutter	CX: end period. FX (AF3)	X203C145H04	
WM501-3		Detecting Nozzle	Cutter	CX: end period. FX (AF3)	X258D350H01	
WM502		Cutter Unit	Cutter	CX: beginning period. (AF3)	X058D186G51	
WM502F		Fixed Blade	Cutter	CX (M/C)	(=M502-1)	
WM608V		Bearing		FX, QA, RA, FA (AF3/AT) -for WM421C-	P840F000P67 P840F000P69 (=M422)	
WMCT421		Insulator Tip		for limit switch -ceramic-	Switch Patent No. P421A030P000	



WM502

WM501-1

WM501-2

WM501-3

WM502F

WM608V

Prowadnice do SODICK



WS100

WS101



WS102

WS103



WS103L

WS104



WS105

Model	Size (mm)	Description	Position	Machine Model	Original P/No.
WS100-08 WS100-10 WS100-12	0.21 0.26 0.31	Wire Guide	Upper & Lower	AQ. A. AW. EPOC Series. AP200~550. PGW200. EXC100. BF. JL Series (AF) - diamond-	3081436 3083330 3083331
WS101-08 WS101-10 WS101-12	0.21 0.26 0.31	Wire Guide	Upper & Lower	AQ. A. AW. EPOC Series. AP200~550. PGW200. EXC100. BF. JL Series (AF) (dia: 0.22, 0.27, 0.32mm also available) -sapphire-(Made in Japan)	3080047(0.21) 3080058(0.22) 3080629(0.26) 3080061(0.27) 3081934(0.31) 3080063(0.32)
WS102-08 WS102-10 WS102-12	0.21 0.26 0.31	Wire Guide	Upper & Lower	150W. AP150. AW Series. EPOC300. 500. 600. 800. BF250. BF275 (Manual) (dia:0.22, 0.27, 0.32mm also available)	3080244(0.21) 3080245(0.22) 3080248(0.26) 3080249(0.27) 3080250(0.31) 3080251(0.32)
WS103-08 WS103-10 WS103-12	0.21 0.26 0.31	Wire Guide	Upper & Lower	AQ. A. AW. EPOC Series. AP200~550. PGW200. EXC100. BF. JL Series (Manual: U&L/ AF: L)(dia: 0.22, 0.27, 0.32mm also available)	3081000(0.21) 3080982(0.22) 3080990(0.26) 3081017(0.27) 3080991(0.31) 3081018(0.32)
WS103L-08 WS103L-10 WS103L-12	0.21 0.26 0.31	Wire Guide	Upper & Lower	A280L. 320L. AW. EPOC Series (dia: 0.32mm also available) -3mmø 87-3L long type-	3081136(0.21) 3081138(0.26) 3081139(0.31) 3081718(0.32)
WS104-08 WS104-10 WS104-12	0.21 0.26 0.31	Wire Guide	Upper & Lower	AQ. A. AW. EPOC Series. AP200~550. PGW200. EXC100. BF. JL Series (AWT Die A)AWT Die A (dia: 0.22, 0.27, 0.32, 0.35, 0.4, 0.6mm also available) -sapphire-	3080219(0.21) 3080220(0.22) 3080223(0.26) 3080224(0.27) 3080225(0.31) 3080226(0.32) 3080227(0.35) 3080229(0.4) 3085043(0.6)
WS105-08 WS105-10 WS105-12	0.21 0.26 0.31	Wire Guide	Upper & Lower	AP150 (Manual) -long type)	
WS106 (0.8mm)	0.21	Sapphire Guide		Guide C (Sapphire) ID=0.8mm	3080065

Kontakt elektryczny do SODICK



WS001

WS002



WS003S

WS004S



WS005LS

Model	Size (mm)	Description	Position	Machine Model	Original P/No.
WS001	18x10	Power Feed Contact	Upper	1W. 150W. 330W. 453W. 654W. AP150. BF250. BF275. EPOC300. AW Series. (Manual)	3080316
WS002	18x14	Power Feed Contact	Upper & Lower	150W. 330W. 453W. 654W. 1WH. AP150. BF250. BF275. G3A. EPOC301. AW Series. (Manual)	3080314 23.06.630(NVT)
WS003S	16x10	Power Feed Contact	Upper	150W. 330W. 453W. 654W. 1WH. AP150. BF250. BF275. G3A. EPOC (Manual) -silver tungsten-	3080318 23.06.625(NVT)
WS004S	14x11x12	Power Feed Contact	Upper	150W. AP150. BF250. BF275. EPOC303. AW Series. E3 WS. BF250. E300.500 (Manual) -silver tungsten-	3080324
WS005LS	12.5x14x11.7	Power Feed Contact	Upper, Left	AW330. 453. BF250. BF275. EPOC300. 500. 600. 800 E3WS (Manual) -silver tungsten-	3080308 23.06.612(NVT)
WS005LT	12.5x14x11.7	Power Feed Contact	Upper, Left	AW330. 453. BF250. BF275. EPOC300. 500. 600. 800 E3WS (Manual) -tungsten carbide-	3080308 23.06.612(NVT)

Kontakt elektryczny do SODICK



Model	Size (mm)	Description	Position	Machine Model	Original P/No.
WS005RS	12.5x14x11.7	Power Feed Contact	Upper, Right	AW330. 453. BF250. BF275. EPOC300. 500. 600. 800 E3WS (Manual) -silver tungsten-	3080307 23.06.611(NVT)
WS005RT	12.5x14x11.7	Power Feed Contact	Upper, Right	AW330. 453. BF250. BF275. EPOC300. 500. 600. 800 E3WS (Manual) -tungsten carbide-	3080307 23.06.611(NVT)
WS006S	12.5x19x11.6	Power Feed Contact	Lower	AW330. 453. BF250. BF275. EPOC Series. E3WS -silver tungsten-	3080311 23.06.620(NVT)
WS007S	10x10x20	Power Feed Contact	Upper & Lower	150W -silver tungsten-	3081325
WS008S	12x20.6	Power Feed Contact	Upper & Lower	150W. AP150 -silver tungsten-	3080320
WS009S	10x8x30	Power Feed Contact	Upper & Lower	A. AW. EPOC Series. BF250. BF275. AP300~AP550. -silver tungsten-	3080301 23.06.650(NVT)
WS010	4.8x40x20	Power Feed Contact	Upper & Lower	AQ. AW. A. AP200~AP550. PGW200. EXC100. BF. JL Series. EPOC Series (Manual/AF)	3085936(new#), 3080972(old#), 3084592(old#)

Dysze płuczace do SODICK













Model	Size (mm)	Description	Position	Machine Model	Original P/No.
WS201	5ø	Nozzle NE	Upper & Lower	330W. 453W. 654W. EPOC3W (Manual) -for 84 type SUS assy-	3081594
WS202	5ø	Rectifier Nozzle	Upper & Lower	E3WS, BF250, BF275, EPOC302, EPOC300, AW330,453 (Manual) -water guide 3WS assy-	3082085
WS202SET		Water Guide	Upper & Lower	BF250. BF275. EPOC Series. E3WS. AW330.453 (Manual) -3WS assy-	3080639 (3082085+ 3080030+ 3080593+ 3080358)
WS203	6ø	Water Nozzle	Upper & Lower	AP150. PGW150 (Manual) -water guide P-	3082056 24.66.005(NVT)
WS204	5ø	Water Nozzle	Upper & Lower	150W. 330W. 453W. 654W. G3A. AP150. AW150. AW330.453. EPOC (Manual)	3082055
WS205	10ø	Water Nozzle	Upper & Lower	150W. 330W. 453W. AP150. AW150. AW330.453. EPOC (Manual)	3082055
WS206	5ø	Water Nozzle	Upper & Lower	150W. 330W. 453W. 654W. G3A. AP150. AW150. AW330.453. EPOC (Manual) -with nose-	3082055
WS207-3	3ø	Nozzle C	Upper	AQ. A. EPCO Series.	3082997(3mm)
WS207-4	4ø	Nozzle G3		AP200~AP550. PGW200. EXC110.	3082998(4mm)
WS207-6	6ø	Nozzle G4		BF. JL Series AW330. 453 (AWT)	3081604(6mm)
WS207-10	10ø	Nozzle H2			3081606(10mm)
WS207-12	12ø	Nozzle T2			3081868(12mm)
WS208-3	3ø	Water Nozzle	Lower	A350. 500. AW330. 453. 454. 455. 456. BF Series	3081677
WS208-6	6ø	Water Nozzle			
WS209-3	3ø	Nozzle E3	Upper & Lower	A. AQ. EPOC Series.	3082128(3mm)
WS209-4	4ø	Nozzle E4		AP200~AP550. AW330. 453.	3082207(4mm)
WS209-6	6ø	Nozzle A		PGW200. EXC100. BF. JL Series (Manual: U&L/AF: L)	3081674(6mm)
WS209-10	10ø	Nozzle H1			3081675(10mm)
WS209-12	12ø	Nozzle T1			3081867(12mm)
WS209L	L=4	Nozzle	Lower	A Series, PGW, AP -long head-	
WS209W	6ø	Nozzle S87-3	Lower	AQ. A Series. AP300~AP500 (AWT) -float nozzle S87-3	3086386
WS209W2	6ø	Nozzle	Lower	AQ330W -float nozzle-	
WS209WS		Spring Ring	Lower	AQ, A Series, AP300~550 (AWT) -for float nozzle-	3086221
WS210	3ø	Water Nozzle	Lower	A280L, 500L, AW320, AW350, L Series (AWT)	3082830

Czesci rozne do SODICK

Model	Size (mm)	Description	Position	Machine Model	Original P/No.
 WS399		Pulley B		A Series - ceramic-	3051799
 WS400	25	Pulley E		EPOC, BF, A Series (Manual, for AF-Belt/SUS)	3050098
 WS400C	25	Pulley E		EPOC, BF, A Series (Manual, for AF-Belt/Ceramic) -w/ 2mm groove-	3050131
 WS401		Bearing		-for Pully 626LLB-	626RS (LLB)
 WS405		Wire Roller	Upper	AP200	3050152
 WS407		Nozzle Holder	Upper & Lower	AQ. A. EPOC Series. AP200~AP550. PGW200. EXC100. BF. JL Series (Manual: U&L/AF: L for WS209)	3081032
 WS408		Nozzle Holder	Upper	AQ. A. EPOC Series. AP200~AP550. PGW200. EXC100. BF. JL Series Upper (AWT for WS207)	3082526
 WS409		Nozzle Holder	Upper & Lower		3081983
 WS411		Urethane Roller	Upper	A, AP, BF, EPOC Series	3051534
 WS412	10ø	Urethane Roller	Upper	A350D. A320. BF. AP. EPOC (M/C Type)	
 WS413	7ø + M5	Urethane Roller	Upper	BF275, Old (M/C Type)	
 WS414	70x20	Roller B	Feed Section	A500W, BF275	3052991
 WS415	70x20	Roller C	Feed Section	A500W, BF275	3052992
 WS416		Tension Urethane Roller	Upper	A530D, AQ325, AQ325L	3053703
 WS417	100x19x22	Urethane Roller		AQ325L, 535L, AQ SERIES AP200	3053403, 3054678
 WS417A	100x10x22	Urethane Roller	Lower	A320, AQ530, (AQ325-OLD TYPE)	3051534
 WS500		AWT Cutter	Upper	(for AWT)	3080035 (=S035W) 3080748,3080689
 WS5034	72x58x25	Pulley Base		AQ325 -ceramic-	
 WS5047	70x12	Roller B	Feed Section	A Series	3052147
 WS5048		Roller B		BF275	
 WS5051		Roller C		A Series -ceramic-	3052149
 WS5053		Roller C		A300. 320. 530	
 WS5013		Die Block Only			3081247
 WS5013SET.U		Die Block Upper			
 WS5013SET.L		Die Block Lower			
 WS5031		Pully V Ceramic w/ Shaft			3051205
 WS5032		Pully V Ceramic Only			3051799
 WS5034		AQ325mCeramic Pulley Base,72x58x25mm (t)			

Prowadnice do FANUC

Model	Size (mm)	Description	Position	Machine Model	Original P/No.
 WF101	0.205	Wire Guide	Upper	O. P. Q. R. T. Mate. W Series (Manual)	A290-8021-X765 A290-8021-X766 A290-8021-X767 24.06.100-2(NVT)
 WF102	0.255				
 WF101-12	0.305				
 WF102-08	0.205	Wire Guide	Lower	O. P. Q. R. T. Mate. W Series (Manual)	A290-8021-X775 A290-8021-X776 A290-8021-X777 24.06.110-2(NVT)
 WF102-10	0.255				
 WF102-12	0.305				
 WF103	0.205	Wire Guide	Upper	O. P. Q. R. T. W Series (AWF)	A290-8032-X775 A290-8032-X776 A290-8032-X777 24.06.150-4(NVT)
 WF105	0.255				
 WF103-12	0.305				
 WF105-08	0.205	Wire Guide	Lower	K. M. N. L Series (AWF)	A290-8018-X443 A290-8018-X444 A290-8018-X445
WF105-10	0.255				
WF105-12	0.305				
WF106	0.205	Wire Guide	Upper & Lower	K. M. N. L Series (Manual, 300A power supply)	A209-8011-X833 A290-8011-X834 A290-8011-X835
WF106-10	0.255				
WF106-12	0.305				

Prowadnice do FANUC



Model	Size (mm)	Description	Position	Machine Model	Original P/No.
WF107-08 WF107-10 WF107-12	0.205 0.255 0.305	Wire Guide	Upper	K. M. N. L Series (AWF) 60C	A290-8018-X463 A290-8018-X464 A290-8018-X465 24.06.13-(NVT)
WF108-08 WF108-10 WF108-12	0.205 0.255 0.305	Wire Guide	Upper & Lower	K. M. N. L Series (Manual, 60C power supply)	A290-8011-X753 A290-8011-X754 A290-8011-X755 24.06.12-(NVT)
WF110-08 WF110-10 WF110-12	0.205 0.255 0.305	Wire Guide	Upper	a -0A, 0B, 0C, iA, iB Series (Manual)	A290-8101-X733 A290-8101-X734 A290-8101-X735 24.06.170-182(NVT)
WF111-08 WF111-10 WF111-12	0.205 0.255 0.305	Wire Guide	Lower	a -0A, 0B, 0C, iA, iB Series (Manual)	A290-8101-X743 A290-8101-X744 A290-8101-X745 24.06.190-202(NVT)
WF112-08 WF112-10 WF112-12	0.205 0.255 0.305	Wire Guide	Upper	a -1A, 1B, 1C, iA, iB (AWF)	A290-8092-X705 A290-8092-X706 A290-8092-X707 24.06.210-222(NVT)
WF113-08 WF113-10 WF113-12	0.205 0.255 0.305	Wire Guide	Lower	a -1A, 1B, 1C, iA, iB Series (AWF)	A290-8110-X715 A290-8110-X716 A290-8110-X717 24.06.230-242(NVT)
WF113L-08 WF113L-10 WF113L-12	0.205 0.255 0.305	Wire Guide	Lower	For big angle a -1B (Length: 19mm)	1900648
WF124	1.0ø 30x12	Jet Nozzle	Lower	a -A, B, C, iA, iB Series (AWF)	A290-8110-Y774
WF125-1	1.5	Jet Nozzle	Upper	a -A, B, C, iA, iB Series (AWF)	A290-8102-Y756

Kontakt elektryczny do FANUC



Model	Size (mm)	Description	Position	Machine Model	Original P/No.
WF001	25x9x10	Power Feed Contact	Lower	H. L. E. M. K	A97L-0001-0664 /25S1P
WF002	16X6X6.3	Power Feed Contact	Lower	O. P. Q. R. T. Mate. W	A97L-0126-0001 /15S1P
WF003	8x4x10	Power Feed Contact	Upper & Lower	K. N. M	A290-8008-X107
WF004	16x6.3x6	Power Feed Contact	Upper & Lower	AF, W-1, 2, 3, 4 (AWF)	A290-8032-Z882 23.06.332(NVT)
WF005	2.8x7.7x23	Power Feed Contact	Upper & Lower	a-0A, 0B, 1A, 1B (Manual/AWF) (polished)	A290-8101-X750 23.06.331(NVT)
WF006	4x12x23	Power Feed Contact	Upper & Lower	a-0C, 1C, iA, iB (Manual/AWF, standard type)	A290-8110-X750
WF006L	4x12x30	Power Feed Contact	Upper & Lower	a-0C, 1C, iA, iB (Manual/AWF, long type)	A290-8110-X750
WF007	15x6x6	Power Feed Contact	Upper	W-0	A290-8048-X759
WF201-3 WF201-4 WF201-5	3ø 4ø 5.5ø	Water Nozzle	Upper & Lower	O. P. Q. R. W. T Series (Manual)	A290-8021-Y745
WF202-3 WF202-4 WF202-5	3ø 4ø 5.5ø	Water Nozzle	Lower	O. P. Q. R. W. T. Mate Series (Manual)	A290-8021-Y705 (Y755)
WF204	5.5ø	Water Nozzle	Lower	AF, W-1, 2, 3, 4 (AWF)	A290-8037-X879
WF205	5.5ø	Water Nozzle	Upper	AF, W-1, 2, 3, 4 (AWF)	A290-8032-Y611 (Y745) 24.67.005(NVT)
WF206		Nozzle Cap	Upper & Lower	O. P. Q. R. T. Mate W Series (for WF201/WF202, Brass)	A290-8021-V722
WF206S		Nozzle Cap	Upper & Lower	O. P. Q. R. T. W Series (for WF201/WF202, Stainless)	A290-8021-V722

Dysze płuczace do FANUC



Model	Size (mm)	Description	Position	Machine Model	Original P/No.
WF207	24x17x7	Water Nozzle	Lower	W-0 (Manual)	A290-8048-X771 24.67.007(NVT)
WF208	26x17x7	Water Nozzle	Lower	W-0 (Manual)	A290-8048-X772 24.67.008(NVT)
WF209-6 WF209-11	6.5ø 11ø	Water Nozzle	Upper	a-0A, 0B, 0C, iA, iB Series (Manual)	A290-8111-X776 (A290-8109-X776 for C) A290-8101-X776 A290-8101-X777 24.67.010(NVT)
WF210	16ø	Nozzle Holder	Lower	a-0A, 0B, 0C, iA, iB Series (Manual)	A290-8101-X755 24.67.011(NVT)
WF211	6.5ø	Water Nozzle	Lower	a-0A, 0B, 0C, iA, iB Series (Manual)	A290-8101-X756 24.67.009(NVT)
WF212	6.5ø	Water Nozzle	Upper	a-1A, 1B, 1C, iA, iB Series (AWF)	A290-8102-X751 24.67.012(NVT)
WF213	6.5ø	Water Nozzle	Lower	a-1A, 1B, 1C, iA, iB Series (AWF)	A290-8102-X771
WF214	4ø	Water Nozzle	Upper	a-1A, 1B, 1C, iA, iB Series (AWF)	A290-8102-X752 (775)
WF215	4ø	Water Nozzle	Lower	a-1A, 1B, 1C, iA, iB Series (AWF)	A290-8102-X774
WF216	12ø	Water Nozzle	Upper	a-1A, 1B, 1C, iA, iB Series (AWF)	A290-8102-X752
WF217	12ø	Water Nozzle	Lower	a-1A, 1B, 1C, iA, iB Series (AWF)	A290-8102-X772
WF218	6.5ø	Water Nozzle	Upper	a-0C, 1C Series (Manual)	A290-8109-X776

Czesci rozne do FANUC



Model	Size (mm)	Description	Position	Machine Model	Original P/No.
WF301	74.3x62.5x10	Isolator Plate	Lower	L, H (Manual) -ceramic-	A290-8005-X722
WF302	75x63x10	Isolator Plate	Lower	O, P, Q, R, T, Mate	A290-8021-X709
WF303	73x39x12	Isolator Plate	Lower	AF, W Series (AWT) -ceramic-	A290-8032-X334
WF304	51x33x29	Isolator Plate	Upper	O, P, Q, T, Mate, W	A290-8021-X602
WF305	40x40x34	Isolator Plate	Upper	a-A, B Series	A290-8101-X509
WF305-1	70x27x35	Isolator Plate	Upper	a-iB (AWF)	A290-8110-X600
WF305-2	70x27x48	Isolator Plate	Upper	a-B (AWF)	
WF306	72øx15	Isolator Plate	Lower	a-A.B.C Series	A290-8101-X312
WF307	75x56x66	Isolator Plate	Lower	a-A, B Series	A290-8101-X761
WF307-1	76x66x56	Isolator Plate	Lower	a-C Series	(F318)
WF307-2	81x66x56	Isolator Plate	Lower	a-C Series	(F317)
WF400	12x6x4	Bearing		SS1260(Z) for WF401 & WF402	A97L-0001-0670 /1260Z
WF401	49x6.5x6	Wire Roller	Lower	E, K, O, P, Q, T Mate, W (plastic+brass)	A290-8004-X713
WF401S	49x6.5x6	Wire Roller	Lower	E, K, O, P, Q, T Mate, W (plastic+stainless)	A290-8004-X713-S
WF401-1	L=26	Shaft	Lower	E, K, O, P, Q, T Mate, W (for WF401/WF401S)	A290-8003-X254
WF402	64x6.5x6	Wire Roller	Lower	L, H, M, W (plastic+brass)	A290-8006-X707
WF402S	64x6.5x6	Wire Roller	Lower	L, H, M, W (plastic+stainless)	A290-8006-X707-S
WF403	40x40x25	Guide Base	Lower	a-A.B Series (stainless)	A290-8103-X762
WF404	59.5x49x20	Guide Block A	Lower	a-A Series (Manual/AWF) -stainless-	A290-8110-X770
WF404-1	38x22x12	Roller	Lower	a -A, B, C, iA, iB Series (Manual/AWF) -ceramic-	A290-8101-X765 (A97L-0201-0369)
WF406	40x20x18	Pinch Roller	Lower	a-A.B Series (Manual/AWF) -ceramic-	A290-8101-Z382 A97L-0201-0369
WF407	40x20x19	Feed Roller	Lower	a-A.B Series (Manual/AWF) -ceramic-	A290-8101-Z383
WF408	57x20x20	Feed Wire Guide	Feed Section	a -A, B, C Series (Manual/AWF) -plastic-	A290-8102-X393
WF409	138øx22	Brake Shoe	Upper	a-A.B.C.iA.iB Series (Manual/AWF)	A290-8101-X371
WF409W		Brake Shoe	Upper	O, P, Q, T, W	A290-8039-V352

Czesci rozne do FANUC



WF409W



WF410



WF411



WF412



WF413



WF414



WF502



WF502-1



WF503



WF503-1



WF721

Model	Size (mm)	Description	Position	Machine Model	Original P/No.
WF409W0		Brake Shoe	Upper	W0 Series (AWF)	A290-8039-V352
WF410	40x12x30	Pinch Roller	Feed Section	a-C (Manual/AWF) -ceramic-	A290-8110-X382
WF411	40x12x30	Feed Roller	Feed Section	a-C (Manual/AWF) -ceramic-	A290-8110-X383
WF412	46x40x24.5	Guide Base	Lower	a-C.iA.iB Series (Manual/AWF) -stainless-	A290-8110-Y762
WF413	80øx22	Pinch Roller	Feed Section	a-0iA, 1iA, 0iB, 1iB (Manual/AWF)	A290-8112-X382
WF414	80øx22	Feed Roller	Feed Section	a-0iA, 1iA, 0iB, 1iB (Manual/AWF)	A290-8112-X383
WF501	7x25x8	Bearing	Lower	a-A.B.C.iA.iB Series (Manual/AWF) -for WF404-1	A97L-0001-0670/DRF2280H
WF502		Bearing	Lower	a-A.B.C Series (Manual/AWF) -for WF406, WF410-	A97L-0201-0369/6001LLU
WF503		Bearing	Lower	a-A.B Series (Manual/AWF)	A97L-0201-0369/6203LLU
WF514	= WF721	Guide Block	Upper		A290-8110-X721
WF516		Die Guide Base			A290-8102-Y722
A290-8110-X751		Electrod Pin Cap Screw			A290-8110-X751
WFVP		V-Packing			A97L-0001-0972
WF721		Guide Block	Upper		A290-8110-X721

Prowadnice do BROTHER



WB101



WB102



WB103



WB104

Model	Size (mm)	Description	Position	Machine Model	Original P/No.
WB101-08	0.205	Wire Guide	Lower	HS-300, 350, 500	632267020
WB101-10	0.255				632267025
WB101-12	0.305				632267030
WB102-08	0.205	Wire Guide	Upper	HS-3100, 3600, HS-50A (AWT)	659089-001 (632989000)
WB102-10	0.255				659090-001 (632990000)
WB102-12	0.305				659342-001 (632991000)
WB103-08	0.205	Wire Guide	Lower	HS-3100, 3600, HS-50A (AWT)	632992000
WB103-10	0.255				632993000
WB103-12	0.305				632994000
WB104-08	0.205	Wire Guide	Upper & Lower	HS-3100, 3600, HS-50A (STD, Manual)	632986000
WB104-10	0.255				632987000
WB104-12	0.305				632988000

Kontakt elektryczny do BROTHER



WB001



WF411

Model	Size (mm)	Description	Position	Machine Model	Original P/No.
WB001	14x14x9	Power Feed Contact	Upper & Lower	HS-300, 350	632276000
WB002	4x10x19	Power Feed Contact	Upper & Lower	HS-3100, 3600, 5100	632904000

Dysze płuczace do BROTHER



WF201




WB202



WB203

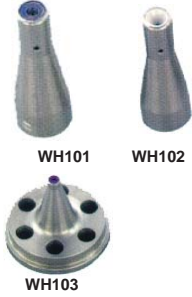
Model	Size (mm)	Description	Position	Machine Model	Original P/No.
WB201	4ø	Water Nozzle	Upper & Lower	HS-300, 350 (Nozzle-100)	630877000
WB202	4ø	Water Nozzle	Upper	LS, HS-3100, 3600, HS-50A (AWT/Manual, Nozzle 1506)	632902000
WB203	4ø	Water Nozzle	Lower	LS, HS-3100, 3600 (AWT, Nozzle AT 1506)	632930000

Czesci rozne do BROTHER



Model	Size (mm)	Description	Position	Machine Model	Original P/No.
WB301	57x46x9	Isolator Plate	Lower	HS-300 - ceramic-	632284000
WB401C		Guide Pulley		HS-300 (Wire Guide Roller 300) -ceramic-	632269000
WB402		Bearing		HS-300 (SSLF 1260ZZ) -for WB401-	533532001 24.09.700(NVT)
WB302		Arm Insulation	Lower	HS-50A	63293100

Prowadnice do HITACHI



Model	Size (mm)	Description	Position	Machine Model	Original P/No.
WH101-08 WH101-10 WH101-12	0.205 0.255 0.305	Wire Guide	Upper	Hi-Cut 203, 304, 345, 460, Q Series (Manual)	Q1846 Q1846(C206) Q1846
WH102-08 WH102-10 WH102-12	0.205 0.255 0.305	Wire Guide	Lower	Hi-Cut 203, 304, 345, 460, Q Series (Manual)	Q1848 Q1848(C207) Q1848
WH103-08 WH103-10 WH103-12	0.205 0.255 0.305	Wire Guide	Upper & Lower	H-Cut Series (Manual)	

Kontakt elektryczny do HITACHI




Model	Size (mm)	Description	Position	Machine Model	Original P/No.
WH001	10.7øx32	Power Feed Contact	Upper & Lower	203, 304, 345, 460, 580, 610	S1325(C202)
WH002	11øx32	Power Feed Contact	Upper & Lower	H-CUT 203M, 304P, 406P, 508R, Q Series (AWT)	(Q1825)Q6172 (C297)
WH005	9x18x18	Power Feed Contact	Upper & Lower	H-CUT 254Y, 355Y, 203R, 203F -standard type-	43144(C850)
WH005G	9x18x18	Power Feed Contact	Upper & Lower	H-CUT 254RS, 355RS (Tin Coating) -gold type-	43033(C016)

Dysze płuczace do HITACHI












Model	Size (mm)	Description	Position	Machine Model	Original P/No.
WH201		Water Nozzle		HI-CUT 203, 304, 345, 460	
WH202		Water Nozzle		HI-CUT 203, 304, 345, 460	
WH203-4 WH203-6	4ø 6ø	Water Nozzle	Lower	HI-CUT 203M, Q Series -high speed-	C261 C260
WH204		Nozzle Support	Lower	HI-CUT 203M, Q Series (AWT)	Q6205(C372) (C327)
WH205		Nozzle Support	Upper	HI-CUT 203M, Q Series (AWT)	Q6201(C494)

Prowadnice do CHARMILLES







Model	Size (mm)	Description	Position	Machine Model	Original P/No.
WC101-08 WC101-10 WC101-12	0.2 0.25 0.3	Wire Guide	Upper	ROBOFIL 100, 200, 230, 290, 300, 310, 330, 400, 500, 510, 600, 1020, 2020, 2030, 4020, 4030, 6020, 6030 (WxH: 6x4mm)	200431122, 100432511, 200431512 02PG4433420, 02PG4433400 (430.585, 432.511), 02PG4448760 24.04.749(NVT)
WC102-08 WC102-10 WC102-12	0.2 0.25 0.3	Wire Guide	Lower	ROBOFIL 100, 200, 290, 300, 310, 400, 500, 510, 600, 1020, 2020, 2030, 4020, 4030, 6020, 6030 (WxH: 5x4mm) (Nirosta)	200431122, 100430586, 200432814, 02PG4433420, 02PG4433400 (430.586), 02PG4448760 24.04.768.780(NVT)









Kontakt elektryczny do CHARMILLES

		Model	Size (mm)	Description	Position	Machine Model	Original P/No.	
		WC001	12x12x5	Power Feed Contact	Upper & Lower	ROBOFIL 100, 200, 230, 290, 300, 310, 330, 400, 500, 510, 600 X020, X030 (Tungsten Carbide)	100342166 02PO342166 (432.997) 23.06.110(NVT)	
		WC001G	12x12x5	Power Feed Contact	Upper & Lower	ROBOFIL 100, 200, 330, 400, 600 (w/o fast cut); 1000, 2000, 4000, 6000 (including micro cut) (WC001 w/ Tin Coated: same conductivity with Pure Tungsten)	100342166 02PO342166 (432.997) 23.06.110(NVT)	
		WC002	25x6x6.4	Power Feed Contact	Lower	ROBOFIL 100, 200, 400, 600	806549	
		WC003	9.5x3.8x3	Power Feed Contact	Upper & Lower	EF-320, 330, 630, 930	106462	
		WC004	1.2x19x10	Centering Eye		ROBOFIL 100, 200, 290, 300, 310, 400, 500, 510, 600, 1000, 2000, 4000, 6000	100441275 24.04.904(NVT)	
		WC005	OD=50 ID=8 L=24	Pulley	Lower	ROBOFIL 290, 300, 310, 500, 510 (w/o groove)	630003359 (130003174) 449019 24.04.804(NVT)	
		WC005-1	OD=50 ID=14 L=14	Pulley	Lower	ROBOFIL 290, 300, 310, 500, 510, 690 (w/o groove)	130003359	
		WC006	OD=50 ID=8 L=24	Pulley	Lower	ROBOFIL 290, 300, 310, 500, 510 (w/ 4 grooves)	630003360 (130003173) 449329 24.04.806(NVT)	
		WC006-1	OD=50 OD=14 L=14	Pulley	Lower	ROBOFIL 290, 300, 310, 500, 510, 690 Lower (w/ 2 grooves)	130003360	
		WC109				Tungsten Carbide	135001012	

Dysze płuczace do CHARMILLES

		Model	Size (mm)	Description	Position	Machine Model	Original P/No.	
		WC201	5.5ø	Water Nozzle			446.021	
		WC202	ID=6.8 OD=33.5 L=15.5	Water Nozzle	Upper & Lower	ROBOFIL 290, 300, 310, 500, 510, 1020, 2020, 2030, 4020, 4030, 6020, 6030 (United 3 parts to one nozzle: Cap with 7mm + Middle Cap + Base Nozzle)	432.351 104323510 24.63.002 (Novotec)	
		WC203	5.5ø	Water Nozzle			448.473	
		WC204	7ø	Flat Nozzle			449.031	
		WC205	6ø	Water Nozzle	Lower	ROBOFIL 230, 330	200542646	

Czesci rozne do CHARMILLES

		Model	Size (mm)	Description	Position	Machine Model	Original P/No.	
		WC501	45ø L=11	Plastic Nut	Upper & Lower	ROBOFIL 290, 300, 310, 500, 510, 1020, 2020, 2030, 4020, 4030, 6020, 6030	100443733	
		WC502		Spring	Upper	ROBOFIL 300, 310, 500, 510, 1020, 2020, 2030, 4020, 4030, 6020, 6030	100446201 24.54.025(NVT)	
		WC503		Contact Brush	Lower	ROBOFIL 290, 300, 310, 500, 510, 2030SI	100446687	
		WC504	45ø L=19	Plastic Nut	Upper	ROBOFIL 290, 300, 310, 500, 510	100447011	
		WC505		Ground Cable	Lower	ROBOFIL 290, 300, 310, 500, 510	100446736	
		WC506	OD=20 L=16	Sleeve	Lower	ROBOFIL 290, 300, 310, 500, 510	100448679	
		WC506L	OD=20 L=24	Sleeve	Lower			
		WC601	30ø	Knife	Lower	ROBOFIL 230, 330	100434447	
		WC602	0.8ø	Threading Nozzle	Upper	ROBOFIL 100, 200, 300, 310, 400, 500, 510, 600, 1020, 2020, 2030, 4020, 4030, 6020, 6030 (Ceramic)	100431958	

Czesci rozne do CHARMILLES



WC602-2



WC602



WC604



WC605



WC605-1



WC605-2



WC608S



WC608RS

Model	Size (mm)	Description	Position	Machine Model	Original P/No.
WC602-2	1.8ø	Threading Nozzle	Upper	ROBOFIL 100, 200, 300, 310, 330, 400, 500, 510, 600, 1020, 2020, 2030, 4020, 4030, 6020, 6030 (Ceramic)	100431787
WC604		Driving Roller	Lower	ROBOFIL 230, 330	100542999
WC605		Contact Holder	Lower	ROBOFIL 230, 330	200434002
WC605-1	13 Thick=17 L=24	Contact Holder	Upper	ROBOFIL 230, 290, 300, 310, 330, 500, 510	100444750
WC605-2	15 Thick=15 L=24	Contact Holder	Lower	ROBOFIL 1020, 2020, 4020, 6020	100444728
WC608S	OD=22 ID=8 Thick=7	Bearing		stainless steel w/o rubber seal	SS608 ZZ
WC608RS	OD=22 ID=8 Thick=7	Bearing		stainless steel w/ rubber seal	SS608 2RS

Prowadnice do JAPAX



WJ102



WJ101



WJ104A



WJ103



WJ108



WJ104B

Model	Size (mm)	Description	Position	Machine Model	Original P/No.
WJ101-08	0.205	Wire Guide	Upper	EXP.LUB. LS-S. LS-X. LV. LUX. LXE. LXR. LDM. ELVY (Manual/ AF)	SSZ1106
WJ101-10	0.255				SSZ1107
WJ101-12	0.305				SSZ1108
WJ102-08	0.205	Wire Guide	Lower	EXP.LUB. LS-S. LS-X. LV. LUX. LXE. LXR. LDM. ELVY (Manual/ AF)	SSZ2106
WJ102-10	0.255				SSZ2107
WJ102-12	0.305				SSZ2108
WJ103-08	0.205	Wire Guide	Upper	LS-A, LU3B (Manual)	SSZ1006
WJ103-10	0.255				SSZ1007
WJ103-12	0.305				SSZ1008
WJ104A-08	0.205	Wire Guide	Upper & Lower	LS-A (Manual, Float Type) L=44mm	SSZ3006
WJ104A-10	0.255				SSZ3007
WJ104A-12	0.305				SSZ3008
WJ104B-08	0.205	Wire Guide	Lower	LS-A (Manual) L=28mm	SSZ2006
WJ104B-10	0.255				SSZ2007
WJ104B-12	0.305				SSZ2008
WJ108-08	0.205	Wire Guide	Upper & Lower	AMADA Japax	SSZ0010
WJ108-10	0.255				
WJ108-12	0.305				

Kontakt elektryczny do JAPAX



WJ001



WJ002



WJ003



WJ004

Model	Size (mm)	Description	Position	Machine Model	Original P/No.
WJ001	10x4x7	Power Feed Contact	Upper & Lower	LS-A, L, LXR (AF3)	MGK0001
WJ002	10.5x10.5x7	Power Feed Contact	Upper & Lower	LS-A (Float Type), LS-S, LS-X, LU3B, LUX-3, LV-3, LX, LX-S, LXE, LXRLDM, ELVY, EXP20, LDM, FA, FAS	MGS1122
WJ003	20x20x7	Power Feed Contact	Upper & Lower	LDM (AF-4), LXR-S, EXP, LUX, LXR, LV, LXE	AF4G003
WJ004	12X6X6	Power Feed Contact	Upper	LS-A, LS-S, LS-X, LU3B, LUX-3, LV-3, LXE, LXR, LDM, ELVY, LDM-S	MGK0101

Czesci rozne do JAPAX



WJ301-1



WJ302

Model	Size (mm)	Description	Position	Machine Model	Original P/No.
WJ301-1	100x24x20	Urethane Roller		30RL-B-103 (bearing not included) -steel-	
WJ302		Flange	Lower	80AR-LDM-100	

Dysze płuczace do JAPAX



Model	Size (mm)	Description	Position	Machine Model	Original P/No.
WJ201	6ø	Water Nozzle	Lower	LS-S, LS-X, LU, LD	MG5113101
WJ202	6ø	Water Nozzle	Lower	LS-S, LU, LD	MG51121
WJ203	6ø	Water Nozzle	Lower	LS, LU, LD	111G054
WJ205-4	4ø	Water Nozzle	Lower	LUX-3 (New Type), LV-3, LXE, EXP, LXR (Manual), LU, LD	MGX5003
WJ205-5	5ø				
WJ205-7	7ø				
WJ206-3	3ø	Water Nozzle	Upper	LUX-3 (New Type), LV-3, LXE, LDM, LXR (Manual/AF), LS-A	MGX5013
WJ206-4	4ø				
WJ206-6	6ø				
WJ206-9	9ø				
WJ207	6ø	Water Nozzle	Upper	LXE (Manual, Old Type), LS, LD, LU, LV	MGX5006-1
WJ208	4ø	Water Nozzle	Lower	LS-A, LS, LD, LU, LV (Long Type)	MGX5014
WJ209	8ø	Water Nozzle	Lower	LS, LD, LU, LV	
WJ210	8ø	Water Nozzle	Lower	LS-A, LS, LD, LU, LV (Long Nozzle) L=51x31ømm	
WJ211	4ø	Water Nozzle	Lower	AF-4	A4G0001
WJ212	6ø	Water Nozzle	Lower	LDM (AF-4) L=13.5x32mm	A4G0002
WJ213-4	4ø	Water Nozzle	Lower	LUX, LDM	LDM2306
WJ213-6	6ø				
WJ214		Adjustment Nut	Lower	LUX, LDM (Long Type) L=10mm	
WJ2421	WJ2421	WJ2421	WJ2421	LDM Upper	LDM2010