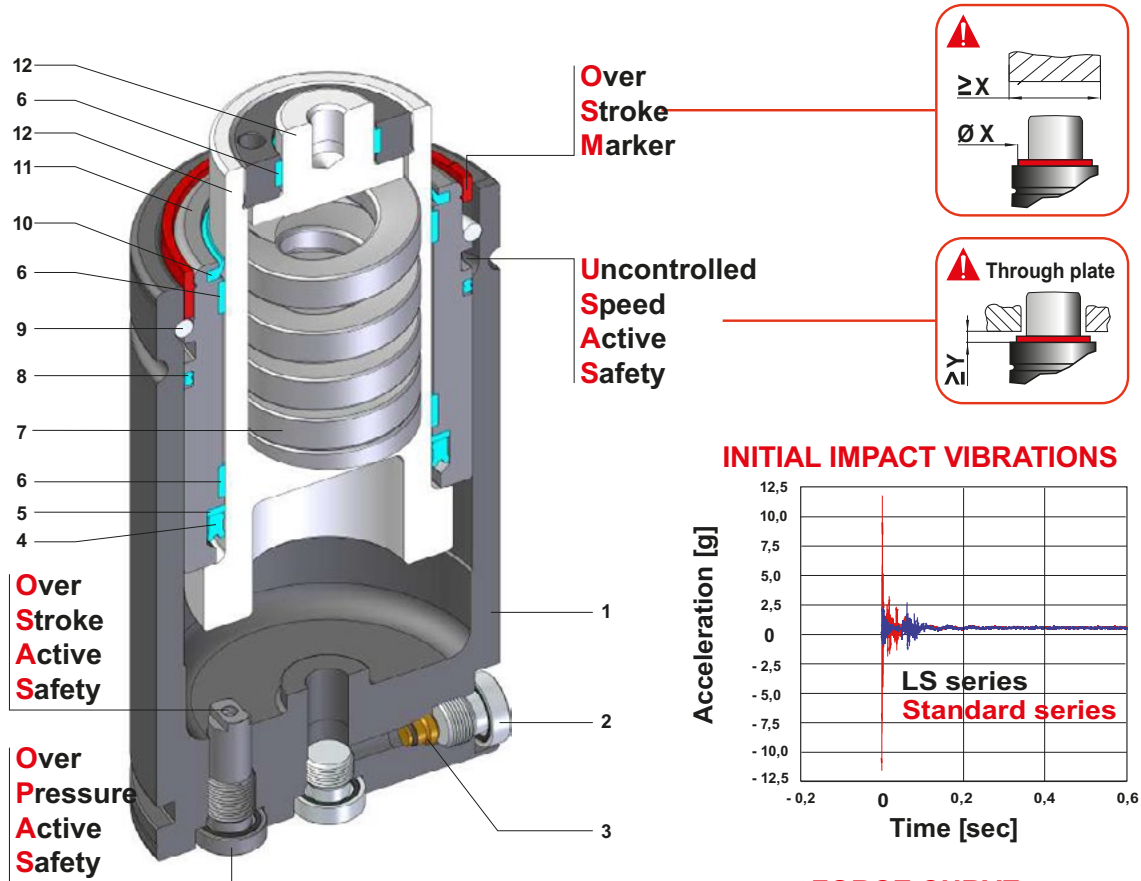


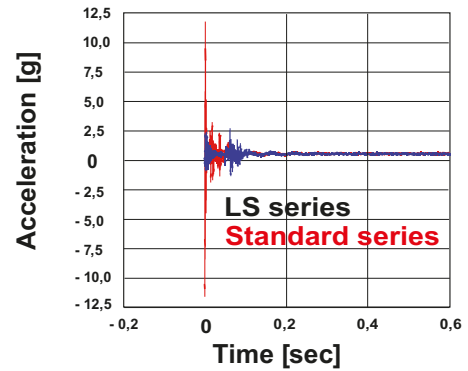
Ordering-Example:

Special Sizes Available On Request.

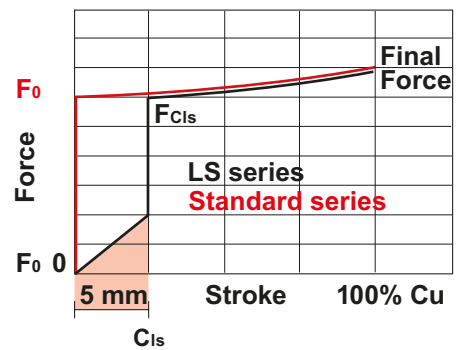


- 55 % noise
- 50 % vibrations

INITIAL IMPACT VIBRATIONS



FORCE CURVE



Zero force on contact

SEALING	ROD SEAL
DESIGN	BUSH - BODY DESIGN

1	Body	5	Back-up ring	9	Retaining ring
2	Plug	6	Guide ring	10	Rod wiper
3	Valve	7	Spring	11	Bush
4	Rod seal	8	Dual ring seal	12	Rod (nitrited superfinished)

Ordering-Example:
LS 7500-050-C-N


Special Sizes Available On Request.

RANGE CHART

Model	Body Ø		Stroke Cu		Initial force F0						
	mm	inch	mm	inch	daN	lb	OSAS	USAS	OPAS	SKUDO	SW
LS 1500	75	2.95	25 - 300	0.98 - 11.81	1590	3574	✓	✓	✓	-	-
LS 2400	75	2.95	25 - 300	0.98 - 11.81	2385	5362	✓	✓	✓	-	-
LS 3000	95	3.74	25 - 300	0.98 - 11.81	2830	6362	✓	✓	✓	-	-
LS 4200	95	3.74	25 - 300	0.98 - 11.81	4240	9532	✓	✓	✓	-	-
LS 5000	120	4.72	25 - 300	0.98 - 11.81	4418	9932	✓	✓	✓	-	-
LS 6600	120	4.72	25 - 300	0.98 - 11.81	6630	14905	✓	✓	✓	-	-
LS 7500	150	5.91	25 - 300	0.98 - 11.81	7630	17152	✓	✓	✓	-	-
LS 9500	150	5.91	25 - 300	0.98 - 11.81	9540	21446	✓	✓	✓	-	-

✓ Built-in as standard ✓ Optional upon request

HOW TO ORDER



Available versions

