

MP SERIES

MP 300



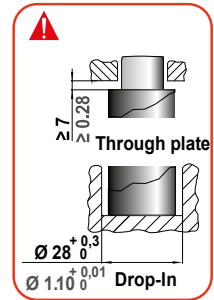
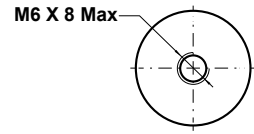
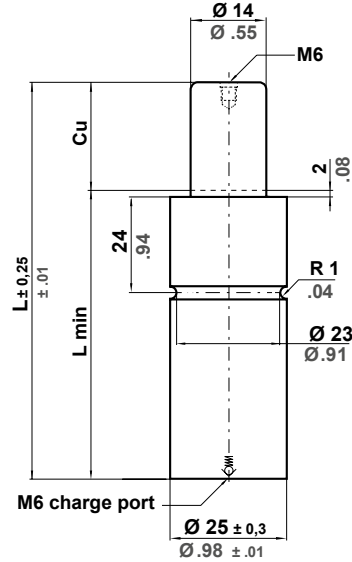
Ordering-Example:

Special Sizes Available On Request.

* F_{1i} =
Isothermal
end force
at 100% Cu

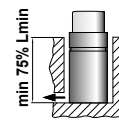
** F_{1p} =
Polytrophic
end force
at 100% Cu

**ACTIVE
SAFETY**

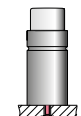


	N2		0 - 80 °C 32 - 176 °F	ΔP ± 0.33 %/°C	P max 195 bar 2828 psi	P min 20 bar 290 psi	S 1,54 cm ² 0.239 in ²	SPM ~ 40 - 80 (at 20°C)	Max Speed 1,6 m/s 62.9 in/s	Maintenance kit Disposable
--	-----------	--	--------------------------	---------------------------	-------------------------------------	-----------------------------------	---	--------------------------------------	--	--------------------------------------

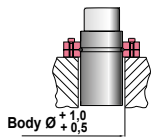
CODE	Cu		L		L min		F0 Initial force		F1i End force *		F1p End force **		V0		PED 2014/68/EU		
	mm	inch	mm	inch	mm	inch	daN	lb	daN	lb	daN	lb	cm ³	in ³	~Kg	~lb	
MP 300 - 010 - A	10	0.39	75	2.95	65	2.56	300	674	430	966	481	1082	6,4	0,39	0,17	0,37	✓
MP 300 - 015 - A	15	0.59	85	3.35	70	2.76	± 5%	195 bar 2828 psi	466	1047	531	1193	8,2	0,50	0,18	0,40	✓
MP 300 - 020 - A	20	0.79	95	3.74	75	2.95			492	1107	568	1277	9,8	0,60	0,20	0,44	✓
MP 300 - 025 - A	25	0.98	105	4.13	80	3.15	+20 °C +68 °F		513	1153	597	1342	11,5	0,70	0,21	0,46	✓
MP 300 - 032 - A	32	1.26	120	4.72	88	3.46			527	1185	617	1387	14,1	0,86	0,23	0,51	✓
MP 300 - 038 - A	38	1.50	135	5.31	97	3.82			522	1173	610	1371	17,0	1,04	0,25	0,55	✓
MP 300 - 045 - A	45	1.77	150	5.91	105	4.13			531	1194	623	1400	19,6	1,20	0,27	0,60	✓
MP 300 - 050 - A	50	1.97	160	6.30	110	4.33			540	1214	636	1429	21,3	1,30	0,28	0,62	✓
MP 300 - 056 - A	56	2.20	175	6.89	119	4.69			535	1202	628	1412	24,1	1,47	0,30	0,66	✓
MP 300 - 063 - A	63	2.48	190	7.48	127	5.00			540	1215	636	1430	26,7	1,63	0,32	0,71	✓
MP 300 - 080 - A	80	3.15	225	8.86	145	5.71			556	1250	658	1480	32,7	1,99	0,36	0,79	✓



Drop-In



Bottom mount
FBE 25



FCD 25 - FC 25 B
FCC 25 A