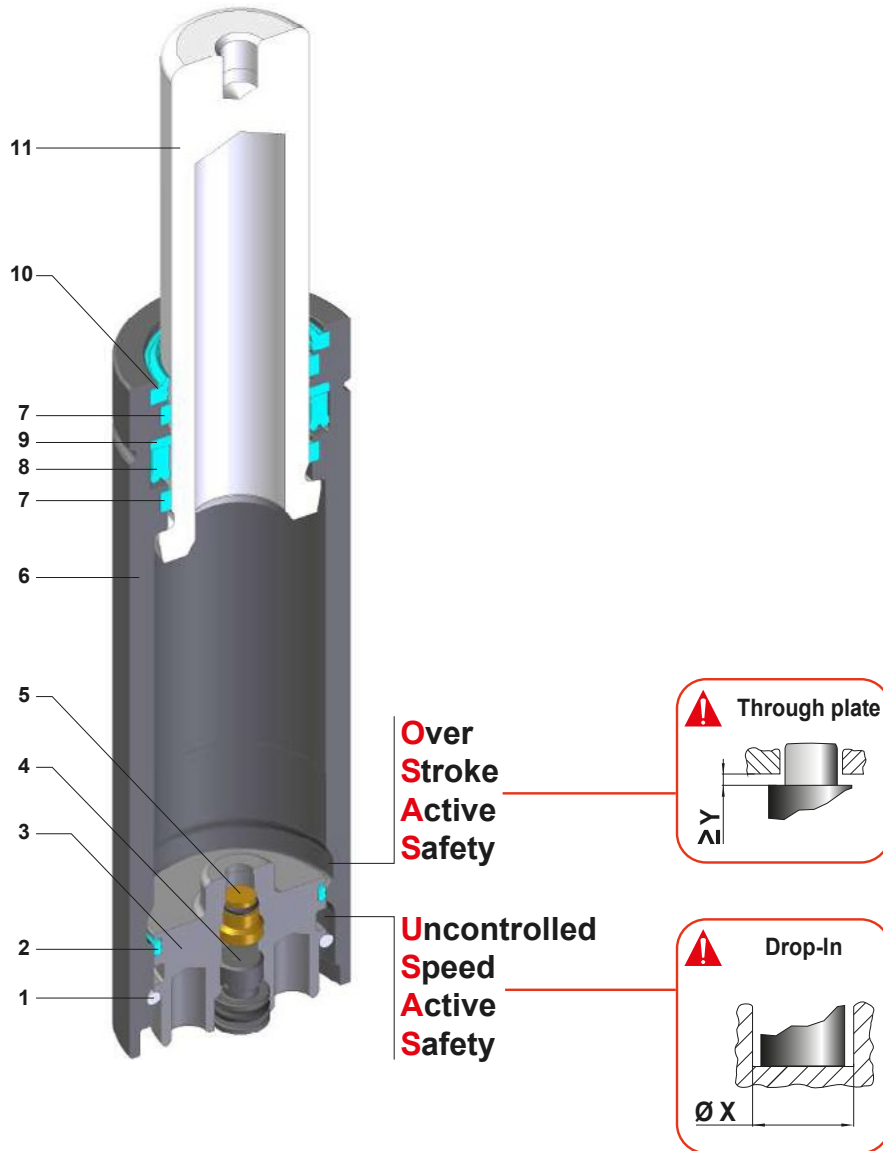


Ordering-Example:

Special Sizes Available On Request.



Maximum force, rod seal






SEALING	ROD SEAL
DESIGN	BOTTOM BASE - BODY DESIGN

1	Retaining ring	5	Valve	9	Back-up ring
2	Dual ring seal	6	Body	10	Rod wiper
3	Bottom base	7	Guide ring	11	Rod (nitrited superfinished)
4	Plug	8	Rod seal		

Ordering-Example:
MQ 700-050-A


Special Sizes Available On Request.

RANGE CHART

Model	Body ∅		Stroke Cu		Initial force F0						
	mm	inch	mm	inch	daN	lb	OSAS	USAS	OPAS	SKUDO	SW
MQ 700	32	1.26	10 - 80	0.39 - 3.15	660	1484	✓	✓	-	-	-

✓ Built-in as standard ✓ Optional upon request

HOW TO ORDER



Available versions

