

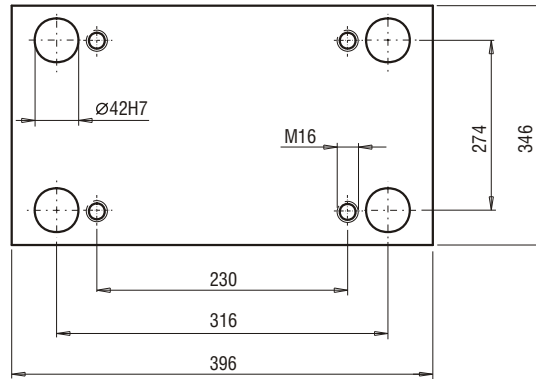
## PŁYTY DO FORM

# 346x396

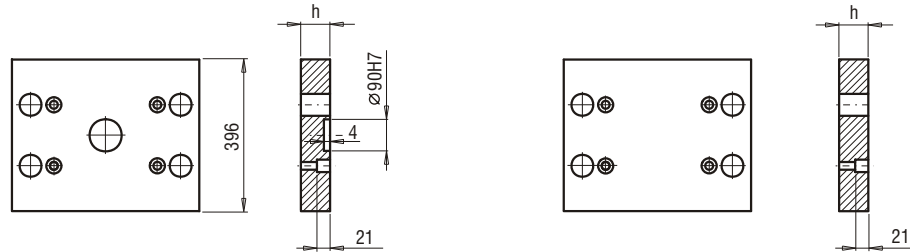
# NUMER 26

### UWAGA!

Wszystkie płyty dostępne są również w wersji bez otworów. Jesteśmy też w stanie wykonać dla Państwa niestandardowe rozmiary. W celu uzyskania dokładnych informacji, zapraszamy do kontaktu.



PSW-130  
PSW-140



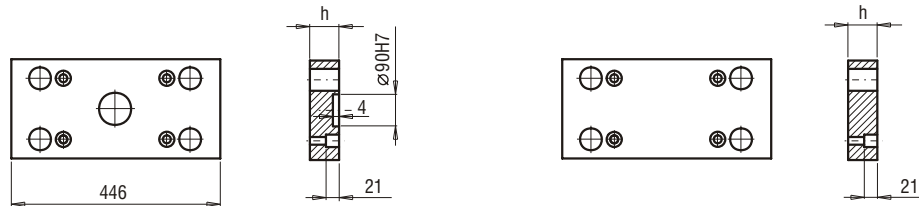
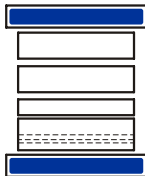
PSW-140/396x396

h	1.1730	1.2312
27	<input type="checkbox"/>	<input type="checkbox"/>
36	<input type="checkbox"/>	<input type="checkbox"/>
46	<input type="checkbox"/>	<input type="checkbox"/>

PSW-130/396x396

h	1.1730	1.2312
27	<input type="checkbox"/>	<input type="checkbox"/>
36	<input type="checkbox"/>	<input type="checkbox"/>
46	<input type="checkbox"/>	<input type="checkbox"/>

PSW-150  
PSW-160



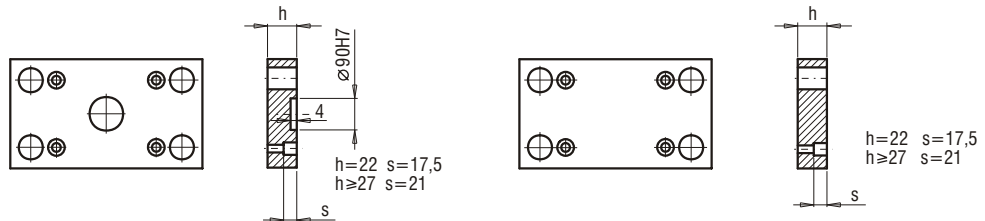
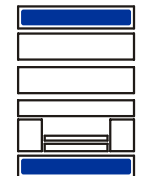
PSW-160/346x446

h	1.1730	1.2312
27	<input type="checkbox"/>	<input type="checkbox"/>
36	<input type="checkbox"/>	<input type="checkbox"/>
46	<input type="checkbox"/>	<input type="checkbox"/>

PSW-150/346x446

h	1.1730	1.2312
27	<input type="checkbox"/>	<input type="checkbox"/>
36	<input type="checkbox"/>	<input type="checkbox"/>
46	<input type="checkbox"/>	<input type="checkbox"/>

PSW-110  
PSW-120



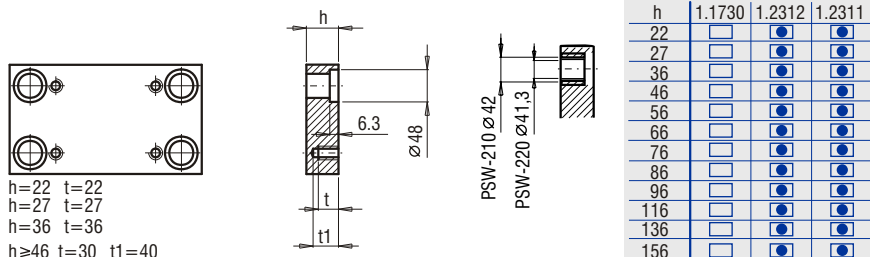
PSW-120/346x396

h	1.1730	1.2312
22	<input type="checkbox"/>	<input type="checkbox"/>
27	<input type="checkbox"/>	<input type="checkbox"/>
36	<input type="checkbox"/>	<input type="checkbox"/>

PSW-110/346x396

h	1.1730	1.2312
22	<input type="checkbox"/>	<input type="checkbox"/>
27	<input type="checkbox"/>	<input type="checkbox"/>
36	<input type="checkbox"/>	<input type="checkbox"/>

PSW-210  
PSW-220



h=22 t=22  
h=27 t=27  
h=36 t=36  
h≥46 t=30 t1=40

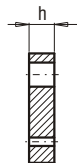
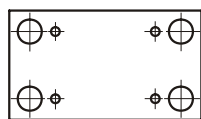
h	1.1730	1.2312	1.2311
22	<input type="checkbox"/>	<input checked="" type="checkbox"/>	<input checked="" type="checkbox"/>
27	<input type="checkbox"/>	<input checked="" type="checkbox"/>	<input checked="" type="checkbox"/>
36	<input type="checkbox"/>	<input checked="" type="checkbox"/>	<input checked="" type="checkbox"/>
46	<input type="checkbox"/>	<input checked="" type="checkbox"/>	<input checked="" type="checkbox"/>
56	<input type="checkbox"/>	<input checked="" type="checkbox"/>	<input checked="" type="checkbox"/>
66	<input type="checkbox"/>	<input checked="" type="checkbox"/>	<input checked="" type="checkbox"/>
76	<input type="checkbox"/>	<input checked="" type="checkbox"/>	<input checked="" type="checkbox"/>
86	<input type="checkbox"/>	<input checked="" type="checkbox"/>	<input checked="" type="checkbox"/>
96	<input type="checkbox"/>	<input checked="" type="checkbox"/>	<input checked="" type="checkbox"/>
116	<input type="checkbox"/>	<input checked="" type="checkbox"/>	<input checked="" type="checkbox"/>
136	<input type="checkbox"/>	<input checked="" type="checkbox"/>	<input checked="" type="checkbox"/>
156	<input type="checkbox"/>	<input checked="" type="checkbox"/>	<input checked="" type="checkbox"/>

- PSW-220/346x396
- PSW-210/346x396

PŁYTY DO FORM

346x396

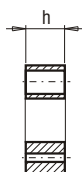
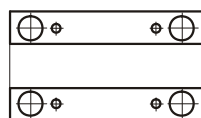
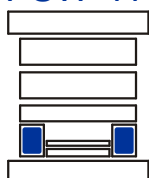
PSW-310



PSW-310/346x396

h	1.1730	1.2312
27	<input type="checkbox"/>	<input type="checkbox"/>
36	<input type="checkbox"/>	<input type="checkbox"/>
46	<input type="checkbox"/>	<input type="checkbox"/>
56	<input type="checkbox"/>	<input type="checkbox"/>

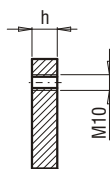
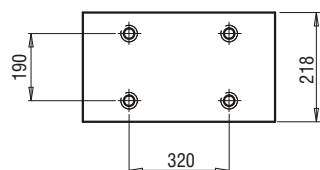
PSW-410



PSW-410/62x396

h	1.1730
56	<input type="checkbox"/>
66	<input type="checkbox"/>
76	<input type="checkbox"/>
86	<input type="checkbox"/>
96	<input type="checkbox"/>
116	<input type="checkbox"/>

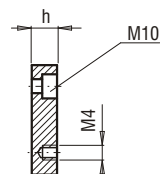
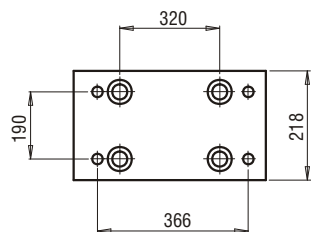
PSW-510



PSW-510/218x396

h	1.1730
17	<input type="checkbox"/>

PSW-610



PSW-610/218x396

h	1.1730	1.2312
22	<input type="checkbox"/>	<input type="checkbox"/>