

H 6600

ISO 11901 - 4
39D 838 (VW)

VDI 3003 Blatt 4

B2 4008 (BMW)

075.90.65 (FCA)



OSAS + OSM = OVER STROKE ACTIVE SAFETY + OVER STROKE MARKER

ACTIVE SAFETY

Il nuovo codice sarà fornito solo ad esaurimento del vecchio

The new code will be supplied only when the old will be out of stock

Der neue Kode wird nur angegeben, wenn der alte nicht mehr lieferbar ist

Le nouveau code sera fourni uniquement lorsque le vieux stock sera écoulé

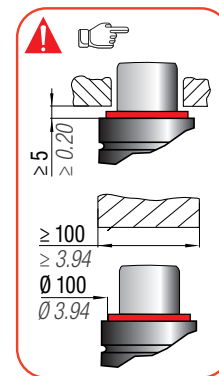
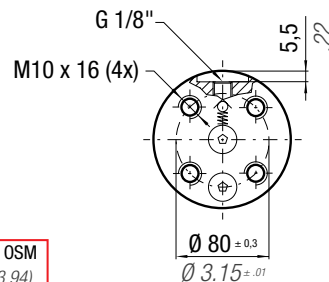
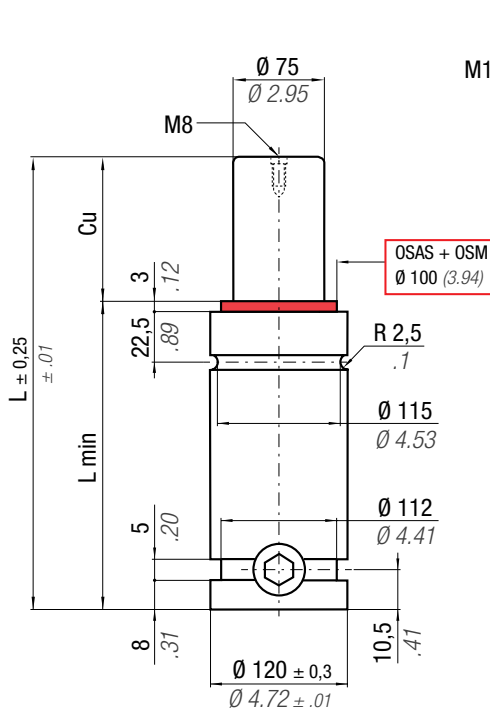
El nuevo código será suministrado sólo cuando se agoten las existencias del antiguo

O novo código irá ser fornecido apenas quando o antigo esgotar stock



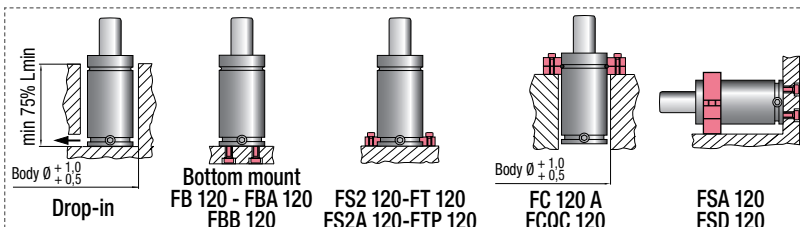
* F_{1i} = Isothermal end force at 100% Cu

** F_{1p} = Polytropic end force at 100% Cu



	0 - 80 °C 32 - 176 °F	ΔP ± 0,33 %/°C	P max 150 bar 2175 psi	P min 20 bar 290 psi	S 44,18 cm ² 6,848 in ²	SPM ~ 15 - 100 (at 20°C)	Max Speed 1,8 m/s 70,8 in/s	Maintenance kit 39BMH06600DH
--	--------------------------	---------------------------	------------------------------	----------------------------	---	--------------------------------	-----------------------------------	---------------------------------

CODE PHASING OUT from 04/2021	NEW	Cu		L		L min		F ₀ Initial force		F _{1i} * End force *		F _{1p} ** End force **		V ₀		PED 2014/68/EU									
		mm	inch	mm	inch	mm	inch	daN	lb	daN	lb	daN	lb	cm ³	in ³		~Kg	~lb							
H 6600 - 025 - D	H 6600 - 025 - E	25	0.98	190	7.48	165	6.50	6630 ± 5% 14904 150 bar 2175 psi + 20 °C +68 °F	8646	19437	9874	22198	551	33.65	10,35	22.82	✓								
H 6600 - 038 - D	H 6600 - 038 - E	38	1.50	216	8.50	178	7.01										9243	20779	10789	24255	688	42.00	10,89	24.01	✓
H 6600 - 050 - D	H 6600 - 050 - E	50	1.97	240	9.45	190	7.48										9656	21708	11434	25704	815	49.70	11,37	25.07	✓
H 6600 - 063 - D	H 6600 - 063 - E	63	2.48	266	10.47	203	7.99										10004	22490	11984	26941	951	58.05	11,93	26.30	✓
H 6600 - 075 - D	H 6600 - 075 - E	75	2.95	290	11.42	215	8.46										10261	23067	12394	27863	1078	65.76	12,39	27.32	✓
H 6600 - 080 - D	H 6600 - 080 - E	80	3.15	300	11.81	220	8.66										10354	23276	12543	28199	1130	68.98	12,60	27.78	✓
H 6600 - 100 - D	H 6600 - 100 - E	100	3.94	340	13.39	240	9.45										10663	23972	13044	29324	1341	81.82	13,30	29.32	✓
H 6600 - 125 - D	H 6600 - 125 - E	125	4.92	390	15.35	265	10.43										10950	24617	13512	30377	1604	97.88	14,33	31.59	✓
H 6600 - 150 - D	H 6600 - 150 - E	150	5.91	440	17.32	290	11.42										11166	25101	13866	31171	1867	113.93	15,35	33.84	✓
H 6600 - 160 - D	H 6600 - 160 - E	160	6.30	460	18.11	300	11.81										11237	25262	13984	31437	1972	120.36	15,75	34.72	✓
H 6600 - 175 - D	H 6600 - 175 - E	175	6.89	490	19.29	315	12.40										11333	25477	14142	31793	2130	129.99	16,36	36.07	✓
H 6600 - 200 - D	H 6600 - 200 - E	200	7.87	540	21.26	340	13.39										11466	25777	14364	32291	2393	146.05	17,38	38.32	✓
H 6600 - 250 - D	H 6600 - 250 - E	250	9.84	640	25.20	390	15.35										11667	26228	14698	33042	2920	178.16	19,42	42.81	✓
H 6600 - 300 - D	H 6600 - 300 - E	300	11.81	740	29.13	440	17.32										11846	26630	14998	33718	3432	209.42	21,57	47.55	✓



HOW TO ORDER



INSTALLATION GUIDELINE

