

OSAS + OSM = OVER STROKE ACTIVE SAFETY + OVER STROKE MARKER

Il nuovo codice sarà fornito solo ad esaurimento del vecchio
 The new code will be supplied only when the old will be out of stock
 Der neue Kode wird nur angegeben, wenn der alte nicht mehr lieferbar ist
 Le nouveau code sera fourni uniquement lorsque le vieux stock sera écoulé
 El nuevo código será suministrado sólo cuando se agoten las existencias del antiguo
 O novo código irá ser fornecido apenas quando o antigo esgotar stock

ACTIVE SAFETY



OSAS



USAS



OPAS

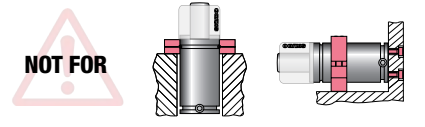


SKUDO



* F_{1i} = Isothermal end force at 100% Cu



** F_{1p} = Polytrophic end force at 100% Cu



	0 - 80 °C 32 - 176 °F	ΔP ± 0,33 %/°C	P max 150 bar 2175 psi	P min 20 bar 290 psi	S 6,15 cm ² 0,953 in ²	SPM ~ 20 - 100 (at 20°C)	Max Speed 1,8 m/s 70,8 in/s	Maintenance kit 39BMRV01000C
--	--------------------------	---------------------------	------------------------------	----------------------------	--	--------------------------------	-----------------------------------	---------------------------------

CODE PHASING OUT from 04/2021	NEW	Cu		L		L min		F ₀ Initial force		F _{1i} * End force *		F _{1p} ** End force **		V ₀		~Kg ~lb		PED 2014/68/EU
		mm	inch	mm	inch	mm	inch	daN	lb	daN	lb	daN	lb	cm ³	in ³			
RS 1000 - 010 - A	◆ RS 1000 - 010 - B	10	0.39	64	2.52	54	2.13	920 2068 ± 5%	150 bar 2175 psi	1236	2779	1424	3200	28,4	1.73	0,51	1.12	✓
RS 1000 - 013 - A	◆ RS 1000 - 013 - B	13	0.51	70	2.76	57	2.24			1285	2889	1499	3370	33,0	2.01	0,54	1.19	✓
RS 1000 - 016 - A	RS 1000 - 016 - B	16	0.63	76	2.99	60	2.36			1325	2978	1560	3508	37,7	2.30	0,56	1.23	✓
RS 1000 - 022 - A	RS 1000 - 022 - B	22	0.87	88	3.46	66	2.60			1384	3110	1653	3717	47,0	2.87	0,61	1.34	✓
RS 1000 - 029 - A	RS 1000 - 029 - B	29	1.14	102	4.02	73	2.87			1432	3219	1730	3889	58,0	3.54	0,67	1.48	✓
RS 1000 - 035 - A	RS 1000 - 035 - B	35	1.38	114	4.49	79	3.11			1462	3287	1779	3999	67,3	4.11	0,71	1.57	✓
RS 1000 - 047 - A	RS 1000 - 047 - B	47	1.85	138	5.43	91	3.58			1505	3383	1848	4156	86,0	5.25	0,81	1.79	✓
RS 1000 - 060 - A	RS 1000 - 060 - B	60	2.36	164	6.46	104	4.09			1536	3452	1899	4269	106,3	6.49	0,91	2.01	✓
RS 1000 - 072 - A	RS 1000 - 072 - B	72	2.83	188	7.40	116	4.57			1556	3498	1932	4343	125,0	7.63	1,05	2.31	✓
RS 1000 - 077 - A	RS 1000 - 077 - B	77	3.03	198	7.80	121	4.76			1563	3513	1943	4368	132,8	8.10	1,09	2.40	✓
RS 1000 - 097 - A	RS 1000 - 097 - B	97	3.82	238	9.37	141	5.55	1584	3560	1978	4447	163,9	10.00	1,21	2.67	✓		
RS 1000 - 122 - A	RS 1000 - 122 - B	122	4.80	288	11.34	166	6.54	1601	3600	2008	4513	202,9	12.38	1,41	3.11	✓		

◆ Disposable



HOW TO ORDER

INSTALLATION GUIDELINE