

OSAS + OSM = OVER STROKE ACTIVE SAFETY + OVER STROKE MARKER

Il nuovo codice sarà fornito solo ad esaurimento del vecchio
 The new code will be supplied only when the old will be out of stock
 Der neue Kode wird nur angegeben, wenn der alte nicht mehr lieferbar ist
 Le nouveau code sera fourni uniquement lorsque le vieux stock sera écoulé
 El nuevo código será suministrado sólo cuando se agoten las existencias del antiguo
 O novo código irá ser fornecido apenas quando o antigo esgotar stock

ACTIVE SAFETY



OSAS



USAS



OPAS

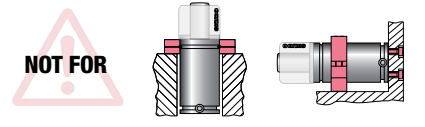


SKUDO



* F_{1i} = Isothermal end force at 100% Cu

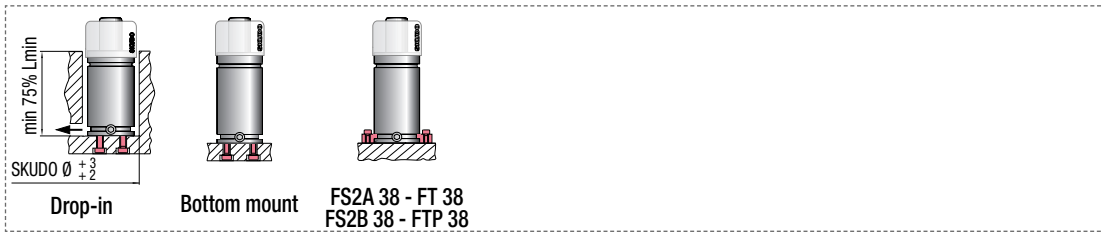

** F_{1p} = Polytrophic end force at 100% Cu



	0 - 80 °C 32 - 176 °F	ΔP ± 0,33 %/°C	P max 150 bar 2175 psi	P min 20 bar 290 psi	S 3,14 cm ² 0.487 in ²	SPM ~ 20 - 100 (at 20°C)	Max Speed 1,8 m/s 70.8 in/s	Maintenance kit 39BMRV00500C
--	--------------------------	---------------------------	------------------------------	----------------------------	--	--------------------------------	-----------------------------------	---------------------------------

CODE PHASING OUT from 04/2021	NEW	Cu		L		L min		F0 Initial force		F1i * End force *		F1p ** End force **		Vo		PED 2014/68/EU		
		mm	inch	mm	inch	mm	inch	daN	lb	daN	lb	daN	lb	cm ³	in ³	~Kg	~lb	✓
RS 500 - 007 - A	◆ RS 500 - 007 - B	7	0.28	50	1.97	43	1.69	470 1057 ± 5%	150 bar 2175psi	611	1375	697	1567	11,2	0.68	0,24	0.53	✓
RS 500 - 010 - A	◆ RS 500 - 010 - B	10	0.39	56	2.20	46	1.81			642	1443	743	1671	13,7	0.84	0,25	0.55	✓
RS 500 - 013 - A	RS 500 - 013 - B	13	0.51	62	2.44	49	1.93			664	1493	778	1749	16,3	0.99	0,26	0.57	✓
RS 500 - 016 - A	RS 500 - 016 - B	16	0.63	68	2.68	52	2.05			682	1532	805	1810	18,9	1.15	0,28	0.62	✓
RS 500 - 022 - A	RS 500 - 022 - B	22	0.87	80	3.15	58	2.28			707	1588	845	1899	24,0	1.46	0,31	0.68	✓
RS 500 - 029 - A	RS 500 - 029 - B	29	1.14	94	3.70	65	2.56			726	1632	876	1968	29,9	1.82	0,34	0.75	✓
RS 500 - 035 - A	RS 500 - 035 - B	35	1.38	106	4.17	71	2.80			738	1659	895	2011	35,0	2.14	0,37	0.82	✓
RS 500 - 047 - A	RS 500 - 047 - B	47	1.85	130	5.12	83	3.27			754	1695	921	2070	45,2	2.76	0,42	0.93	✓
RS 500 - 060 - A	RS 500 - 060 - B	60	2.36	156	6.14	96	3.78			765	1721	939	2111	56,3	3.44	0,48	1.06	✓
RS 500 - 072 - A	RS 500 - 072 - B	72	2.83	180	7.09	108	4.25			773	1737	951	2138	66,5	4.06	0,54	1.19	✓
RS 500 - 077 - A	RS 500 - 077 - B	77	3.03	190	7.48	113	4.45	775	1742	955	2147	70,8	4.32	0,56	1.23	✓		
RS 500 - 097 - A	RS 500 - 097 - B	97	3.82	230	9.06	133	5.24	783	1759	967	2174	87,8	5.36	0,66	1.46	✓		
RS 500 - 122 - A	RS 500 - 122 - B	122	4.80	280	11.02	158	6.22	789	1773	977	2197	109,1	6.66	0,77	1.70	✓		

◆ Disposable



HOW TO ORDER

INSTALLATION GUIDELINE