

RS 6600

OSAS + OSM = OVER STROKE ACTIVE SAFETY + OVER STROKE MARKER

ACTIVE SAFETY

Il nuovo codice sarà fornito solo ad esaurimento del vecchio
 The new code will be supplied only when the old will be out of stock
 Der neue Kode wird nur angegeben, wenn der alte nicht mehr lieferbar ist
 Le nouveau code sera fourni uniquement lorsque le vieux stock sera écoulé
 El nuevo código será suministrado sólo cuando se agoten las existencias del antiguo
 O novo código irá ser fornecido apenas quando o antigo esgotar stock



OSAS



USAS



OPAS



SKUDO



p. 247

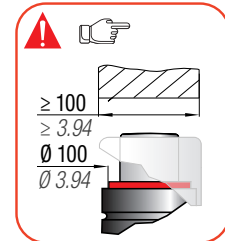
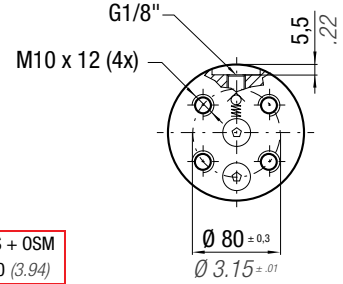
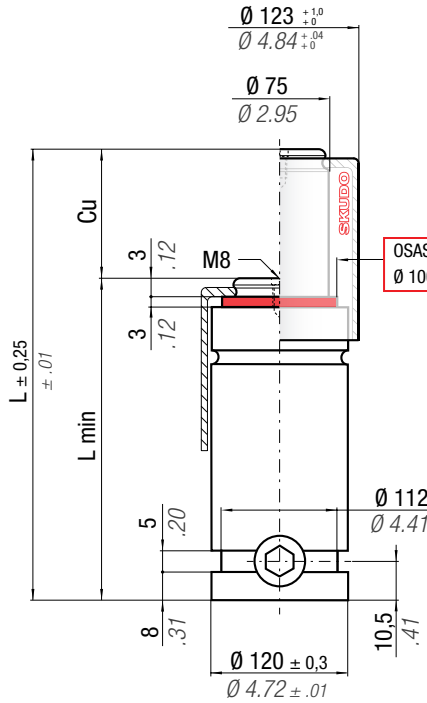
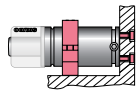
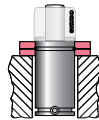
* F_{1i} = Isothermal end force at 100% Cu

p. 16

** F_{1p} = Polytropic end force at 100% Cu



NOT FOR

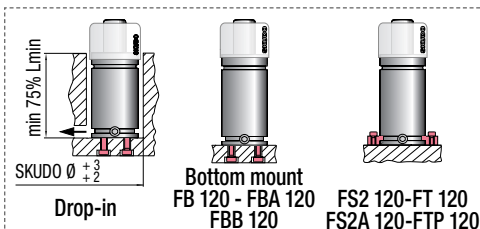


N ₂	0 - 80 °C 32 - 176 °F	ΔP ± 0,33 %/°C	P max 150 bar 2175 psi	P min 20 bar 290 psi	S 44,18 cm ² 6.848 in ²	SPM ~ 20 - 100 (at 20°C)	Max Speed 1,8 m/s 70.8 in/s	Maintenance kit 39BMRV06600C
----------------	--------------------------	---------------------------	------------------------------	----------------------------	---	--------------------------------	-----------------------------------	---------------------------------

CODE	PHASING OUT from 04/2021	NEW	Cu	L	L min	F ₀	F _{1i} *	F _{1p} **	V ₀	PED 2014/68/EU					
			mm	inch	mm	inch	daN	lb	cm ³	in ³	~Kg	~lb			
RS 6600 - 013 - A	◆ RS 6600 - 013 - B		13	0.51	100	3.94	8547	19215	9724	21867	298	18.19	5,06	11.16	✓
RS 6600 - 016 - A	◆ RS 6600 - 016 - B		16	0.63	106	4.17	8826	19843	10148	22814	330	20.14	5,17	11.40	✓
RS 6600 - 022 - A	RS 6600 - 022 - B		22	0.87	118	4.65	9282	20867	10850	24391	394	24.04	5,42	11.95	✓
RS 6600 - 029 - A	RS 6600 - 029 - B		29	1.14	132	5.20	9690	21784	11488	25825	469	28.62	5,69	12.54	✓
RS 6600 - 035 - A	RS 6600 - 035 - B		35	1.38	144	5.67	9967	22406	11925	26808	533	32.53	5,93	13.07	✓
RS 6600 - 047 - A	RS 6600 - 047 - B		47	1.85	168	6.61	10385	23346	12593	28311	660	40.28	6,40	14.11	✓
RS 6600 - 060 - A	RS 6600 - 060 - B		60	2.36	194	7.64	10707	24071	13115	29485	799	48.76	6,90	15.21	✓
RS 6600 - 072 - A	RS 6600 - 072 - B		72	2.83	218	8.58	10930	24571	13479	30301	927	56.57	7,40	16.31	✓
RS 6600 - 077 - A	RS 6600 - 077 - B		77	3.03	228	8.98	11007	24746	13606	30587	980	59.80	7,60	16.76	✓
RS 6600 - 097 - A	RS 6600 - 097 - B		97	3.82	268	10.55	11255	25302	14013	31503	1193	72.80	8,40	18.52	✓
RS 6600 - 122 - A	RS 6600 - 122 - B		122	4.80	318	12.52	11471	25787	14371	32307	1459	89.03	9,40	20.72	✓

◆ Disposable

WARNING REMOVE SKUDO



HOW TO ORDER



INSTALLATION GUIDELINE

