

**OSAS + OSM** = OVER STROKE ACTIVE SAFETY + OVER STROKE MARKER

Il nuovo codice sarà fornito solo ad esaurimento del vecchio  
 The new code will be supplied only when the old will be out of stock  
 Der neue Kode wird nur angegeben, wenn der alte nicht mehr lieferbar ist  
 Le nouveau code sera fourni uniquement lorsque le vieux stock sera écoulé  
 El nuevo código será suministrado sólo cuando se agoten las existencias del antiguo  
 O novo código irá ser fornecido apenas quando o antigo esgotar stock

### ACTIVE SAFETY



OSAS



USAS



OPAS

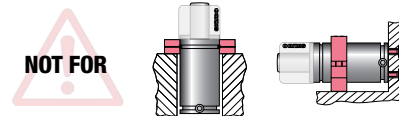


SKUDO



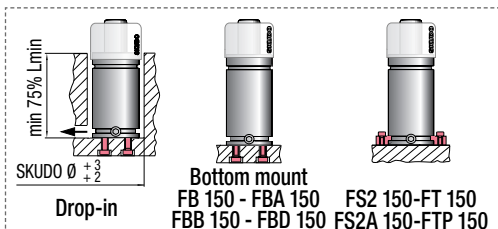

\*  $F_{1i}$  = Isothermal end force at 100% Cu

\*\*  $F_{1p}$  = Polytrophic end force at 100% Cu



N <sub>2</sub>		0 - 80 °C 32 - 176 °F	$\Delta P$ ± 0,33 %/°C	P max 150 bar 2175 psi	P min 20 bar 290 psi	S 63,62 cm <sup>2</sup> 9.864 in <sup>2</sup>	SPM ~ 20 - 100 (at 20°C)	Max Speed 1,8 m/s 70.8 in/s	Maintenance kit 39BMRV09500C	
CODE PHASING OUT from 04/2021	NEW	Cu	L	L min	F <sub>0</sub> Initial force	F <sub>1i</sub> * End force *	F <sub>1p</sub> ** End force **	V <sub>0</sub>	PED 2014/68/EU	
RS 9500 - 016 - A	◆ RS 9500 - 016 - B	16 0.63	116 4.57	100 3.94	9540 21446 ± 5% 150 bar 2175 psi + 20 °C +68 °F	12414 27908	14164 31841	513 31.31	9,51 20.97	✓
RS 9500 - 022 - A	◆ RS 9500 - 022 - B	22 0.87	128 5.04	106 4.17		13018 29265	15085 33913	609 37.16	9,90 21.83	✓
RS 9500 - 029 - A	RS 9500 - 029 - B	29 1.14	142 5.59	113 4.45		13561 30487	15927 35805	721 44.00	10,30 22.71	✓
RS 9500 - 035 - A	RS 9500 - 035 - B	35 1.38	154 6.06	119 4.69		13930 31317	16505 37105	818 49.92	10,70 23.59	✓
RS 9500 - 047 - A	RS 9500 - 047 - B	47 1.85	178 7.01	131 5.16		14491 32578	17393 39102	1010 61.63	11,40 25.13	✓
RS 9500 - 060 - A	RS 9500 - 060 - B	60 2.36	204 8.03	144 5.67		14926 33555	18090 40667	1218 74.33	12,20 26.90	✓
RS 9500 - 072 - A	RS 9500 - 072 - B	72 2.83	228 8.98	156 6.14		15227 34231	18575 41758	1410 86.04	13,00 28.66	✓
RS 9500 - 077 - A	RS 9500 - 077 - B	77 3.03	238 9.37	161 6.34		15332 34467	18745 42140	1491 90.99	13,30 29.32	✓
RS 9500 - 097 - A	RS 9500 - 097 - B	97 3.82	278 10.94	181 7.13		15667 35221	19292 43370	1811 110.51	14,60 32.19	✓
RS 9500 - 122 - A	RS 9500 - 122 - B	122 4.80	328 12.91	206 8.11		15961 35881	19773 44451	2212 134.98	16,10 35.49	✓

◆ Disposable



### HOW TO ORDER

### INSTALLATION GUIDELINE