

SC 150

075.90.55 (FCA)	B2 4006 (BMW)	B8 3180 220 000 001(MB)	E24.54.815.G (PSA)
EM24.54.700 (Renault)			



OSAS + OSM = OVER STROKE ACTIVE SAFETY + OVER STROKE MARKER

ACTIVE SAFETY

Il nuovo codice sarà fornito solo ad esaurimento del vecchio

The new code will be supplied only when the old will be out of stock

Der neue Kode wird nur angegeben, wenn der alte nicht mehr lieferbar ist

Le nouveau code sera fourni uniquement lorsque le vieux stock sera écoulé

El nuevo código será suministrado sólo cuando se agoten las existencias del antiguo

O novo código irá ser fornecido apenas quando o antigo esgotar stock



OSAS



USAS



OPAS

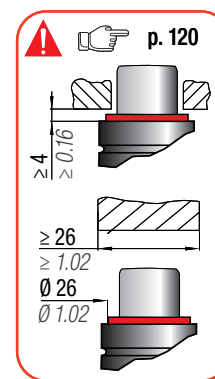
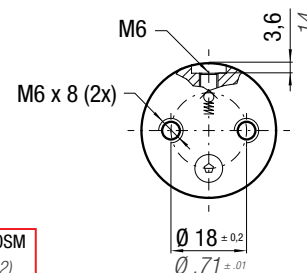
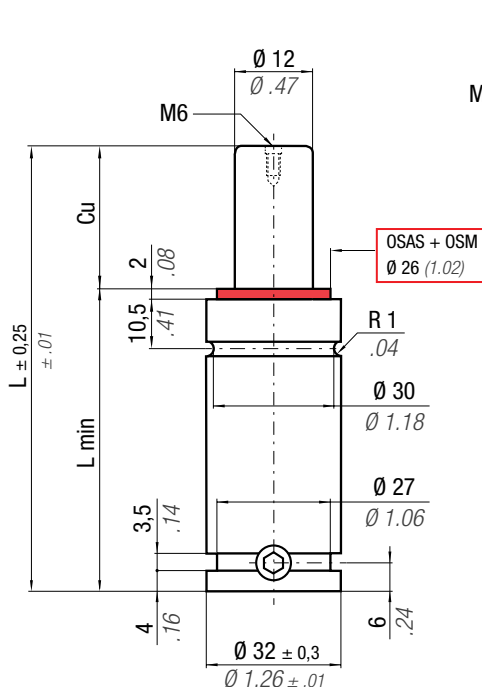


* $F_{1i} =$

Isothermal end force at 100% Cu

** $F_{1p} =$

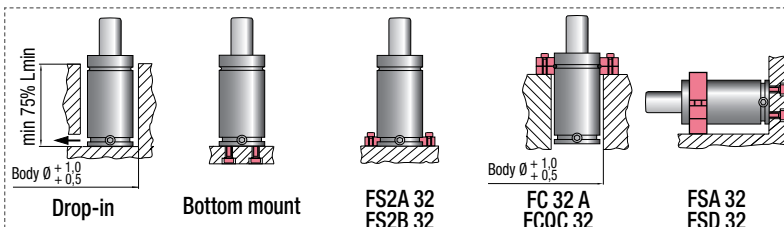
Polytropic end force at 100% Cu



N ₂	0 - 80 °C 32 - 176 °F	ΔP ± 0,33 %/°C	P max 150 bar 2175 psi	P min 20 bar 290 psi	S 1,13 cm ² 0,175 in ²	SPM ~ 80 - 100 (at 20°C)	Max Speed 1,8 m/s 70,8 in/s	Maintenance kit 39BMSC00150E
----------------	--------------------------	---------------------------	------------------------------	----------------------------	--	--------------------------------	-----------------------------------	---------------------------------

CODE PHASING OUT from 04/2021	NEW	Cu		L		L min		F ₀		F _{1i} *		F _{1p} **		V ₀		PED 2014/68/EU		
		mm	inch	mm	inch	mm	inch	daN	lb	daN	lb	daN	lb	cm ³	in ³	~Kg	~lb	
SC 150 - 010 - D	♦ SC 150 - 010 - E	10	0.39	70	2.76	60	2.36	170 382 ± 5% 150 bar 2175 psi + 20 °C +68 °F		192	431	209	469	11,6	0.71	0,28	0,62	✓
SC 150 - 013 - D	♦ SC 150 - 013 - E	12,7	0.51	75,4	2.97	62,7	2.47			195	438	213	479	13,1	0.80	0,29	0,64	✓
SC 150 - 016 - D	SC 150 - 016 - E	16	0.63	82	3.23	66	2.60			198	445	218	490	14,8	0.90	0,30	0,66	✓
SC 150 - 025 - D	SC 150 - 025 - E	25	0.98	100	3.94	75	2.95			203	457	226	508	20,0	1.22	0,33	0,73	✓
SC 150 - 038 - D	SC 150 - 038 - E	38	1.50	126	4.96	88	3.46			208	467	233	523	27,3	1.67	0,36	0,79	✓
SC 150 - 050 - D	SC 150 - 050 - E	50	1.97	150	5.91	100	3.94			211	473	237	532	34,1	2.08	0,40	0,88	✓
SC 150 - 063 - D	SC 150 - 063 - E	63,5	2.48	177	6.97	113,5	4.47			212	478	239	538	41,7	2.54	0,44	0,97	✓
SC 150 - 080 - D	SC 150 - 080 - E	80	3.15	210	8.27	130	5.12			214	481	242	544	50,9	3.11	0,49	1.08	✓
SC 150 - 100 - D	SC 150 - 100 - E	100	3.94	250	9.84	150	5.91			216	485	245	550	61,6	3.76	0,55	1.21	✓
SC 150 - 125 - D	SC 150 - 125 - E	125	4.92	300	11.81	175	6.89			218	490	247	556	74,7	4.56	0,64	1.41	✓

♦ Disposable



HOW TO ORDER



INSTALLATION GUIDELINE

