

SC 5000

ISO 11901 - 1	075.90.55 (FCA)	W-DX35-6203 (Ford)	EM24.54.700 (Renault)
PG23D (Mazda)	VDI 3003	B8 3180 220 000 001(MB)	39D 878 (VW)
SES-K 5404e (Suzuki)	B2 4006 (BMW)	E24.54.815.G (PSA)	K 32 S (Nissan)



OSAS + OSM = OVER STROKE ACTIVE SAFETY + OVER STROKE MARKER

ACTIVE SAFETY

Il nuovo codice sarà fornito solo ad esaurimento del vecchio

The new code will be supplied only when the old will be out of stock

Der neue Kode wird nur angegeben, wenn der alte nicht mehr lieferbar ist

Le nouveau code sera fourni uniquement lorsque le vieux stock sera écoulé

El nuevo código será suministrado sólo cuando se agoten las existencias del antiguo

O novo código irá ser fornecido apenas quando o antigo esgotar stock



OSAS



USAS

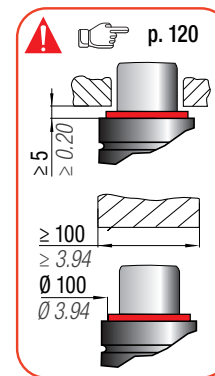
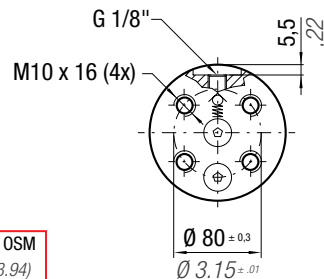
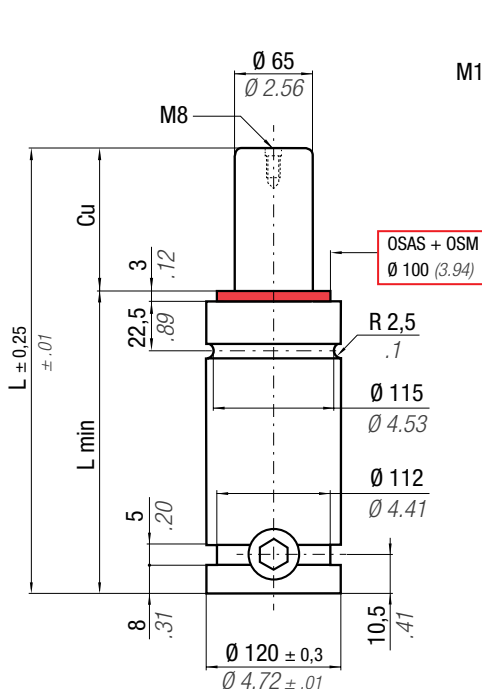


OPAS



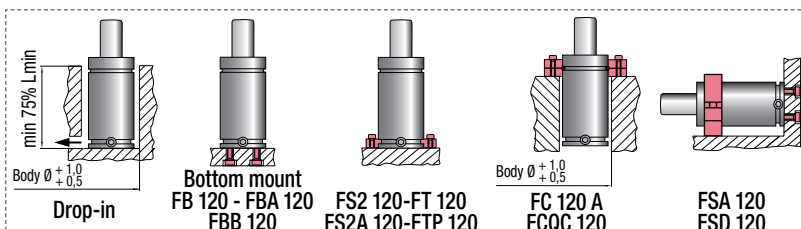
* F_{1i} = Isothermal end force at 100% Cu

** F_{1p} = Polytropic end force at 100% Cu



N ₂	0 - 80 °C 32 - 176 °F	ΔP ± 0,33 %/°C	P max 150 bar 2175 psi	P min 20 bar 290 psi	S 33,18 cm ² 5.143 in ²	SPM ~ 15 - 50 (at 20°C)	Max Speed 1,8 m/s 70.8 in/s	Maintenance kit 39BMS05000E
----------------	--------------------------	---------------------------	------------------------------	----------------------------	---	-------------------------------	-----------------------------------	--------------------------------

CODE PHASING OUT from 04/2021	NEW	Cu		L		L min		F ₀		F _{1i} *		F _{1p} **		V ₀		PED 2014/68/EU		
		mm	inch	mm	inch	mm	inch	daN	lb	daN	lb	daN	lb	cm ³	in ³		~Kg	~lb
SC 5000 - 025 - D	SC 5000 - 025 - E	25	0.98	190	7.48	165	6.50	4980 ± 5%	11195	6344	14261	7189	16161	450	27.46	10,94	24.12	✓
SC 5000 - 038 - D	SC 5000 - 038 - E	38	1.50	216	8.50	178	7.01			6688	15036	7712	17338	574	35.00	11,46	25.26	✓
SC 5000 - 050 - D	SC 5000 - 050 - E	50	1.97	240	9.45	190	7.48			6914	15543	8059	18118	688	41.96	11,94	26.32	✓
SC 5000 - 063 - D	SC 5000 - 063 - E	63,5	2.50	267	10.51	203,5	8.01			7102	15966	8352	18776	816	49.80	12,56	27.69	✓
SC 5000 - 075 - D	SC 5000 - 075 - E	75	2.95	290	11.42	215	8.46			7226	16245	8547	19213	925	56.47	12,94	28.53	✓
SC 5000 - 080 - D	SC 5000 - 080 - E	80	3.15	300	11.81	220	8.66			7273	16349	8619	19377	973	59.37	13,15	28.99	✓
SC 5000 - 088 - D	SC 5000 - 088 - E	87,5	3.44	315	12.40	227,5	8.96			7354	16533	8748	19666	1044	63.72	13,39	29.52	✓
SC 5000 - 100 - D	SC 5000 - 100 - E	100	3.94	340	13.39	240	9.45			7424	16689	8858	19913	1163	70.97	13,89	30.62	✓
SC 5000 - 113 - D	SC 5000 - 113 - E	113	4.45	365	14.37	252	9.92			7514	16891	9001	20234	1282	78.22	14,40	31.75	✓
SC 5000 - 125 - D	SC 5000 - 125 - E	125	4.92	390	15.35	265	10.43			7560	16994	9074	20398	1401	85.48	14,90	32.85	✓
SC 5000 - 138 - D	SC 5000 - 138 - E	138	5.43	415	16.34	277	10.91			7627	17146	9181	20640	1520	92.73	15,40	33.95	✓
SC 5000 - 150 - D	SC 5000 - 150 - E	150	5.91	440	17.32	290	11.42			7659	17218	9232	20755	1638	99.98	15,90	35.05	✓
SC 5000 - 160 - D	SC 5000 - 160 - E	160	6.30	460	18.11	300	11.81			7691	17291	9284	20872	1733	105.78	16,30	35.94	✓
SC 5000 - 175 - D	SC 5000 - 175 - E	175	6.89	490	19.29	315	12.40			7750	17424	9379	21085	1869	114.04	16,90	37.26	✓
SC 5000 - 200 - D	SC 5000 - 200 - E	200	7.87	540	21.26	340	13.39			7809	17555	9473	21296	2107	128.55	17,91	39.48	✓
SC 5000 - 225 - D	SC 5000 - 225 - E	225	8.86	590	23.23	365	14.37			7856	17660	9549	21466	2344	143.05	18,91	41.69	✓
SC 5000 - 250 - D	SC 5000 - 250 - E	250	9.84	640	25.20	390	15.35			7894	17747	9611	21607	2582	157.56	19,91	43.89	✓
SC 5000 - 275 - D	SC 5000 - 275 - E	275	10.83	690	27.17	415	16.34			7927	17820	9664	21725	2820	172.06	20,92	46.12	✓
SC 5000 - 300 - D	SC 5000 - 300 - E	300	11.81	740	29.13	440	17.32			7954	17882	9708	21825	3057	186.56	21,92	48.33	✓



HOW TO ORDER



INSTALLATION GUIDELINE

